

REFERENCIAS TRADICIONALES





Tabla indice

1. Alfagias
2. Angulos
3. Avisos
4. Barras circulares
5. Barras cuadradas
6. Barras Hexagonales
7. Boquilleras
8. Canales
9. Canales con Aleta
10. Carroceria
11. Cielo Razo en T
12. Cortasoles
13. Division de Baños Colgante
14. Diviciones de Baño Curva
15. Diviciones de baño Vitral
16. Diviciones de Oficina
17. Ductos
18. Enchapes
19. Escaleras
20. Fachadas Flotantes Maxivent
21. Fachadas Flotantes S520 / 1600
22. Fachada Flotante Solovit
23. Fachada flotante VIT45
24. Graderias
25. Pasamanos
26. Peinazos

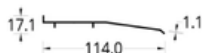
Tabla indice

- 27. Perfiles Varios
- 28. Persianas Verticales
- 29. Pisavidrios
- 30. Platinas
- 31. Puerta Corrediza 2025 / 8025
- 32. Puerta Corrediza 2038 Plus / 7038
- 33. Puerta Corrediza 2044 / 744
- 34. Sistema Ventana Termoacustica
- 35. Tubos Circulares
- 36. Tubos Cortineros
- 37. Tubos Cuadrados y rectangulares
- 38. Tubulares con Doble aleta
- 39. Tubulares con una aleta
- 40. Ventana Corrediza 4020 / 5020
- 41. Ventana corrediza 4025 / 3825
- 42. Ventana Proyectante / 3831 - Sistema 3831
- 43. Vitrina Comercial S 201
- 44. Vitrina Comercial S 202

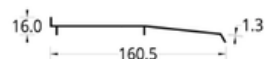
Alfajias



3341	ALFAJIA 8 cm. (80 X 11) mm.	
PESO	PERIMETRO	U.E
0,298Kg/m	0,194mm	16



3898	ALFAJIA 11 cm. (114 X 17.1) mm.	
PESO	PERIMETRO	U.E
0,386Kg/m	0,261mm	10

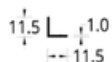


3346	ALFAJIA 16 cm. (160.5 X 16) mm.	
PESO	PERIMETRO	U.E
0,633Kg/m	0,3762mm	8

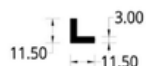


4425	ALFAJIA 22 cm. (219.9 X 24.7) mm.	
PESO	PERIMETRO	U.E
1,015Kg/m	0,471mm	6

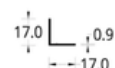
Angulos



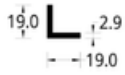
3885	ANGULO ALUMINIO (1/2 X 1/2)" (11.5 X 11.5) mm. ESPESOR 1 mm.	
PESO	PERIMETRO	U.E
0,060Kg/m	0,0456mm	60



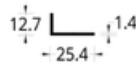
4920	ANGULO ALUMINIO (1/2 X 1/2 X 1/8)" (11.5 X 11.5) mm. ESPESOR 3mm.	
PESO	PERIMETRO	U.E
0,162Kg/m	0,0461mm	30



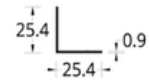
3772	ANGULO ALUMINIO (3/4 X 3/4)" (17 X 17) mm. ESPESOR 0.9 mm.	
PESO	PERIMETRO	U.E
0,076Kg/m	0,0682mm	60



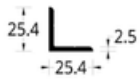
2835	ANGULO ALUMINIO (3/4 X 3/4 X 1/8)" (19 X 19) mm. ESPESOR 2.9 mm.	
PESO	PERIMETRO	U.E
0,276Kg/m	0,0762mm	20



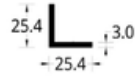
1280	ANGULO ALUMINIO (1 X 1/2)" (25.4 X 12.7) mm. ESPESOR 1.4 mm.	
PESO	PERIMETRO	U.E
0,139Kg/m	0,0764mm	40



3875	ANGULO ALUMINIO (1 X 1)" (25.4 X 25.4) mm. ESPESOR 0.9 mm.	
PESO	PERIMETRO	U.E
0,122Kg/m	0,102mm	40



1921	ANGULO ARISTAS REDONDAS (1 X 1)" (25.4 X 25.4) mm. ESPESOR 2.5 mm.	
PESO	PERIMETRO	U.E
0,319Kg/m	0,0999mm	16



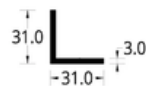
1715	ANGULO ALUMINIO (1 X 1 X 1/8)" (25.4 X 25.4) mm. ESPESOR 3 mm.	
PESO	PERIMETRO	U.E
0,389Kg/m	0,1018mm	12




4872	ANGULO ALUMINIO (1 X 1 X 3/16)" (25.4 X 25.4) mm. ESPESOR 4.76mm.	
PESO	PERIMETRO	U.E
0,592Kg/m	0,592mm	8



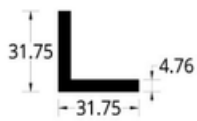
3702	ANGULO ALUMINIO (1 1/4 X 3/4 X 1/8)" (32 X 20) mm. ESPESOR 2.4 mm.	
PESO	PERIMETRO	U.E
0,323Kg/m	0,1042mm	15



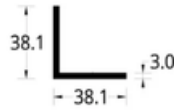
2033	ANGULO ALUMINIO (1 1/4 X 1 1/4 X 1/8)" (31 X 31) mm. ESPESOR 3 mm.	
PESO	PERIMETRO	U.E
0,480Kg/m	0,1242mm	10



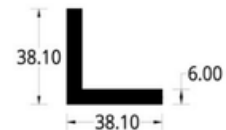
2875	ANGULO ALUMINIO (1 1/2 X 1 1/2 X 1/16)" (38.1 X 38.1) mm. ESPESOR 1.5 mm.	
PESO	PERIMETRO	U.E
0,294Kg/m	0,1524mm	20



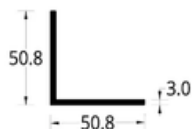
4873	ANGULO ALUMINIO (1 1/4 X 1 1/4 X 3/16)" (31.75 X 31.75) mm. ESPESOR 4.76 mm.	
PESO	PERIMETRO	U.E
0,755Kg/m	0,127mm	6



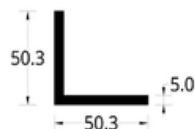
2029	ANGULO ALUMINIO (1 1/2 X 1 1/2 X 1/8)" (38.1 X 38) mm . ESPESOR 3 mm.	
PESO	PERIMETRO	U.E
0,595Kg/m	0,1526mm	10



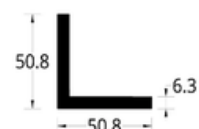
4921	ANGULO ALUMINIO (1 1/2 X 1 1/2 X 1/4)" (38.1 X 38.1) mm. ESPESOR 6 mm.	
PESO	PERIMETRO	U.E
1,137Kg/m	0,1525mm	4



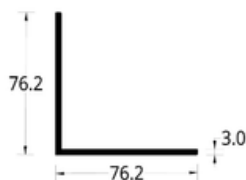
3266	ANGULO ALUMINIO (2 X 2 X 1/8)" (50.8 X 50.8) mm. ESPESOR 3 mm.	
PESO	PERIMETRO	U.E
0,801Kg/m	0,2023mm	6



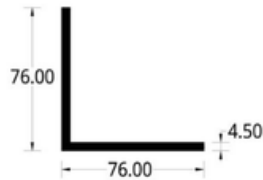
3413	ANGULO ALUMINIO (2 X 2 X 3/16)" (50.3 X 50.3) mm. ESPESOR 5 mm.	
PESO	PERIMETRO	U.E
1,295Kg/m	0,2012mm	4



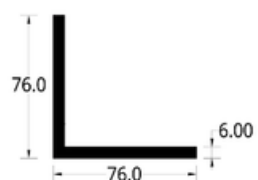
3130	ANGULO ALUMINIO (2 X 2 X 1/4)" (50.8 X 50.8)mm. ESPESOR 6.3 mm.	
PESO	PERIMETRO	U.E
1,639Kg/m	0,2027mm	4



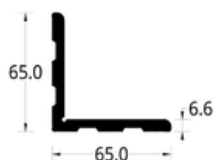
3264	ANGULO ALUMINIO (3 X 3 X 1/8)" (76.2 X 76.2) mm. ESPESOR 3 mm.	
PESO	PERIMETRO	U.E
1,212Kg/m	0,3039mm	5



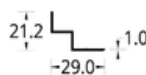
4922	ANGULO ALUMINIO (3 X 3 X 3/16)" (76 X 76) mm. ESPESOR 4.5 mm.	
PESO	PERIMETRO	U.E
1,792Kg/m	0,3041mm	3



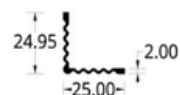
4823	ANGULO ALUMINIO (3 X 3 X 1/4)" (76 X 76) mm. ESPESOR 6 mm.	
PESO	PERIMETRO	U.E
2,365Kg/m	0,3041mm	2



1449	ANGULO DE ENSAMBLE ESQUINERO (65 X 65) mm. ESPESOR 6.6 mm.	
PESO	PERIMETRO	U.E
1,875Kg/m	0,2967mm	4




2103	ANGULO EN "W" PECHO PALOMA DE (29.0 X 21.2) mm. ESPESOR 1 mm.	
PESO	PERIMETRO	U.E
0,126Kg/m	0,1019mm	50



4927	ANGULO RANURADO ALUMINIO (1 X 1)" (25 X 25) mm. ESPESOR 2mm.	
PESO	PERIMETRO	U.E
0,163Kg/m	0,112mm	30

Avisos



2377	AVISO PUBLICIDAD (65 X 12) mm.	
PESO	PERIMETRO	U.E
0,397Kg/m	0,2178mm	12



2375	AVISO PUBLICIDAD (85 X 15.3) mm.	
PESO	PERIMETRO	U.E
0,465Kg/m	0,3192mm	12

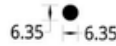


2784	AVISO PUBLICIDAD (100 X 21) mm.	
PESO	PERIMETRO	U.E
0,571Kg/m	0,3938mm	10

Barras Circulares



3378	BARRA CIRCULAR (3/16)" (4.8) mm.	
PESO	PERIMETRO	U.E
0,048Kg/m	0,015mm	30




4875	BARRA CIRCULAR (1/4)" (6.35) mm.	
PESO	PERIMETRO	U.E
0,086Kg/m	0,020mm	50



1692	BARRA CIRCULAR (5/16)" (7.9) mm.	
PESO	PERIMETRO	U.E
0,134Kg/m	0,0249mm	30



1832	BARRA CIRCULAR (3/8)" (9.5) mm.	
PESO	PERIMETRO	U.E
0,193Kg/m	0,0299mm	30



2272	BARRA CIRCULAR (1/2)" (12.7) mm.	
PESO	PERIMETRO	U.E
0,343Kg/m	0,0399mm	12



1597	BARRA CIRCULAR (5/8)" (15.9) mm.	
PESO	PERIMETRO	U.E
0,538Kg/m	0,05mm	10

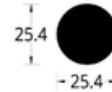
Barras Circulares



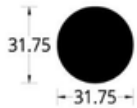
4396	BARRA CIRCULAR (3/4)" (19.1) mm.	
PESO	PERIMETRO	U.E
0,770Kg/m	0,06mm	6



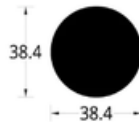
1598	BARRA CIRCULAR (7/8)" (22.2) mm.	
PESO	PERIMETRO	U.E
1,051Kg/m	0,07mm	4



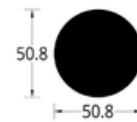
3379	BARRA CIRCULAR (1)" (25.4) mm.	
PESO	PERIMETRO	U.E
1,373Kg/m	0,0798mm	2



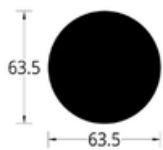
4876	BARRA CIRCULAR (1 1/4)" (31.75) mm.	
PESO	PERIMETRO	U.E
2,138Kg/m	0,099mm	2



2178	BARRA CIRCULAR (1 1/2)" (38.4) mm.	
PESO	PERIMETRO	U.E
3,139Kg/m	0,1206mm	1

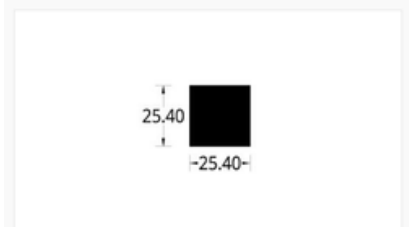


3973	BARRA CIRCULAR (2)" (50.8) mm.	
PESO	PERIMETRO	U.E
5,493Kg/m	0,16mm	1



1845	BARRA CIRCULAR (2 1/2)" (63.5) mm.	
PESO	PERIMETRO	U.E
8,582Kg/m	0,1995mm	1

Barras Cuadradas

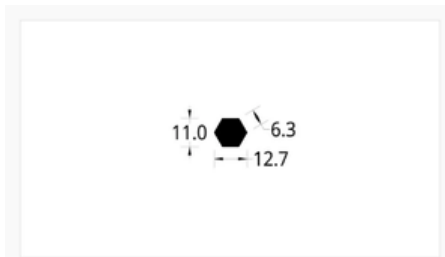


4871	BARRA CUADRADA (1)" (25.4) mm.	
PESO	PERIMETRO	U.E
1,742Kg/m	0,101mm	4

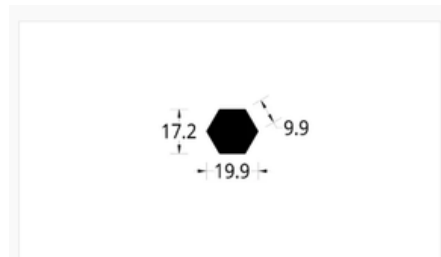


4870	BARRA CUADRADA(1/2)" (12.7) mm.	
PESO	PERIMETRO	U.E
0,436Kg/m	0,050mm	10

Barras Hexagonales

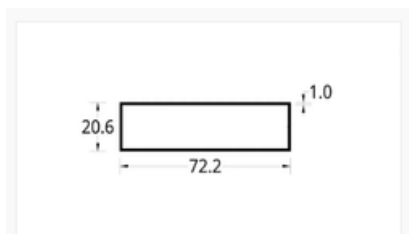


2617	BARRA EXAGONAL (1/2)" (12.7 X 11) mm.	
PESO	PERIMETRO	U.E
0,284Kg/m	0,0381mm	20

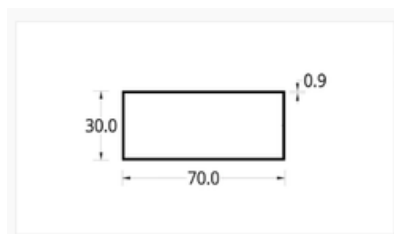


2959	BARRA EXAGONAL (3/4)" (19.9 X 17.2) mm.	
PESO	PERIMETRO	U.E
0,695Kg/m	0,0566mm	8

Boquilleras

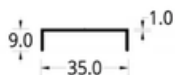


2818	CODAL BOQUILLERA (2 4/5 X 4/5)" (72.2 X 20.6) mm.	
PESO	PERIMETRO	U.E
0,492Kg/m	0,1857mm	10

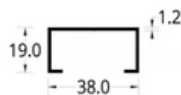


3776	CODAL BOQUILLERA (2 3/4 X 4/22)" (70 X 30) mm.	
PESO	PERIMETRO	U.E
0,479Kg/m	0,2mm	6

Canales



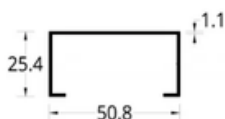
3302	CANAL (1 3/8 X 5/14)" (35 X 9) mm.	
PESO	PERIMETRO	U.E
0,138Kg/m	0,1033mm	30



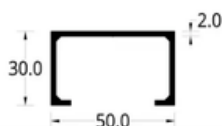
2101	CANAL DE PUERTA ENTAMBORADA (1 1/2 X 3/4)" (38. X 19.) mm.	
PESO	PERIMETRO	U.E
0,260Kg/m	0,1693mm	16



2524	CANAL (1 1/4 X 3/4)" (39.7 X 19.4) mm.	
PESO	PERIMETRO	U.E
0,268Kg/m	0,1546mm	18



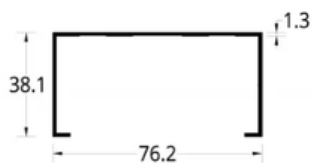
2079	CANAL LISA (2X1)" (50.8 X 25.4) mm.	
PESO	PERIMETRO	U.E
0,328Kg/m	0,2222mm	12



1939	CANAL (1 61/32 X 17)" (50 X 30) mm.	
PESO	PERIMETRO	U.E
0,661Kg/m	0,2355mm	8



3340	CANAL LISA (3 X 1)" (76.2 X 25.4) mm.	
PESO	PERIMETRO	U.E
0,455Kg/m	0,2708mm	12

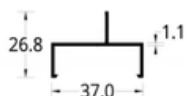


3339	CANAL LISA (3 X 1 1/2)" (76.2 X 38.1) mm.	
PESO	PERIMETRO	U.E
0,517Kg/m	0,3242mm	8

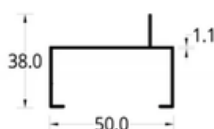


1510	CANAL LISA (4 X 1 3/4)" (101.6 X 44.4) mm.	
PESO	PERIMETRO	U.E
0,824Kg/m	0,4219mm	6

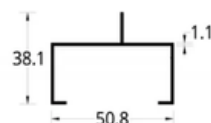
Canales con Aletas



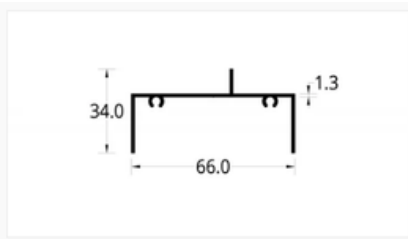
2474	BOTAGUA O MARCO FIJO (37 X 26.8) mm..	
PESO	PERIMETRO	U.E
0,229Kg/m	0,1624mm	20



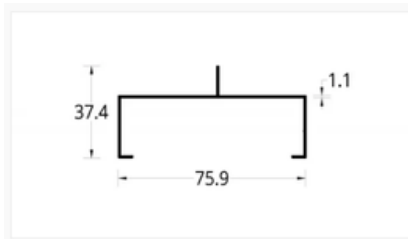
3887	CANAL (2 X 1)" (50. X 38) mm. CON ALETA SUPERCORRIDA	
PESO	PERIMETRO	U.E
0,359Kg/m	0,242mm	12



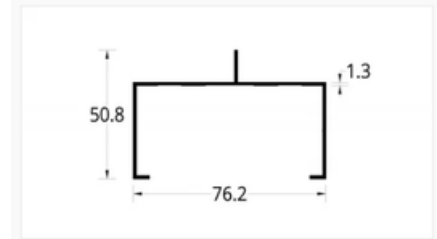
2904	CANAL DE (2 X 1)" (50.8 X 25.4) mm. CON ALETA DESCENTRADA	
PESO	PERIMETRO	U.E
0,366Kg/m	0,2476mm	10



2473	CANAL CON ALETA DE (66 X 34) mm. CON AUTOROSCANTE	
PESO	PERIMETRO	U.E
0,472Kg/m	0,2779mm	12

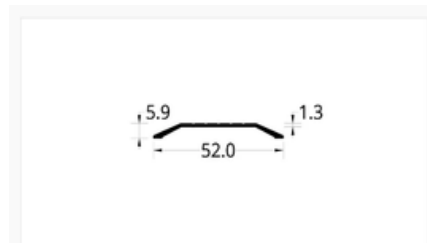


3893	CANAL DE (3 X 1)" (76.2 X 38.1) mm. CON ALETA DESCENTRADA	
PESO	PERIMETRO	U.E
0,417Kg/m	0,295mm	8

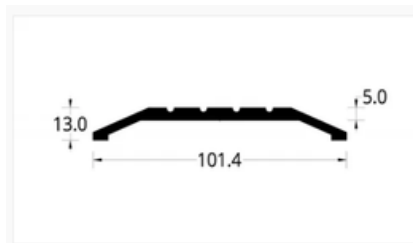


2084	CANAL DE (3 X 1.1/2)" (76.2 X 38.1) mm. CON ALETA DESCENTRADA	
PESO	PERIMETRO	U.E
0,560Kg/m	0,3498mm	6

Carroceria



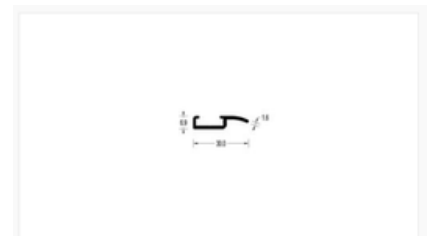
1655	PLATINA PIRLAN DE PISO (51.4 X 5.9) mm.	
PESO	PERIMETRO	U.E
0,207Kg/m	0,1121mm	30



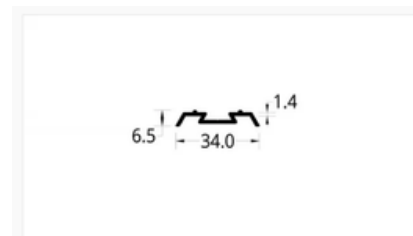
1165	PLATINA PIRLAN DE PISO DE (101.4 X 13) mm.	
PESO	PERIMETRO	U.E
1,194Kg/m	0,2289mm	4



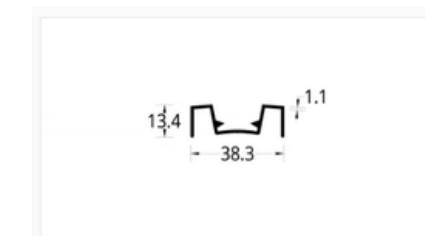
2527	PISO INTERIOR DE CARROCERIA DE (124 X 19.7) mm.	
PESO	PERIMETRO	U.E
1,112Kg/m	0,3872mm	5



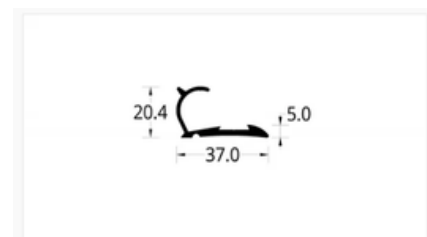
2146	BOCEL INTERNO TECHO CARROCERIA	
PESO	PERIMETRO	U.E
0,178Kg/m	0,0899mm	30



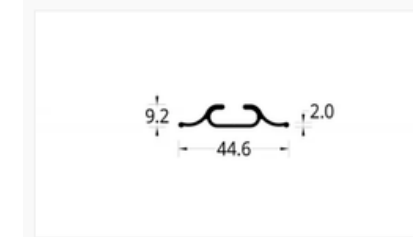
2373	BOCEL INTERNO BUS CARROCERIA	
PESO	PERIMETRO	U.E
0,190Kg/m	0,0999mm	30



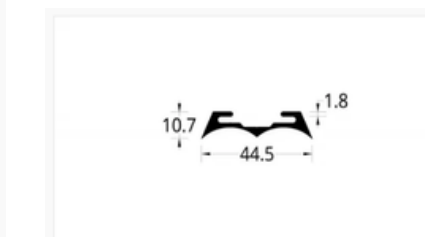
2195	BOCEL TRANSANDINO DE CARROCERIA	
PESO	PERIMETRO	U.E
0,264Kg/m	0,1693mm	20



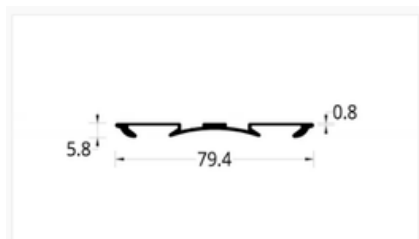
2194	BOCEL EXTERNO TECHO DE CARROCERIA	
PESO	PERIMETRO	U.E
0,347Kg/m	0,1409mm	16




2193	BOCEL SUPERIOR DE CARROCERIA	
PESO	PERIMETRO	U.E
0,245Kg/m	0,1358mm	20



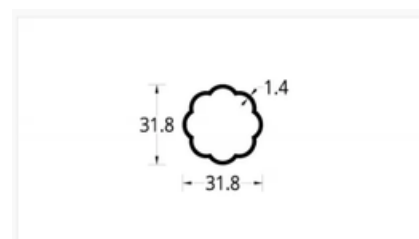
2147	BOCEL AGA DE CARROCERIA	
PESO	PERIMETRO	U.E
0,388Kg/m	0,1386mm	16



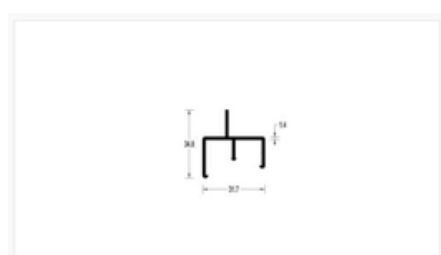
1654	BOCEL DOBLE VENA CARROCERIA	
PESO	PERIMETRO	U.E
0,397Kg/m	0,2115mm	16




2148	TAPA RUEDA CARROCERIA	
PESO	PERIMETRO	U.E
0,219Kg/m	0,0965mm	20



2192	PASAMANOS INTERNO DE CARROCERIA	
PESO	PERIMETRO	U.E
0,371Kg/m	0,1012mm	12

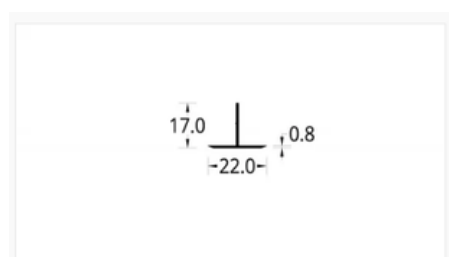


2145	MARCO VENTANERIA CARROCERIA	
PESO	PERIMETRO	U.E
0,346Kg/m	0,1856mm	16



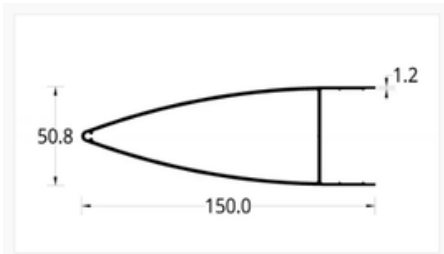
2149	ENCHAPE EXTERNO CARROCERIA	
PESO	PERIMETRO	U.E
0,474Kg/m	0,2618mm	10

Cielo raso en T

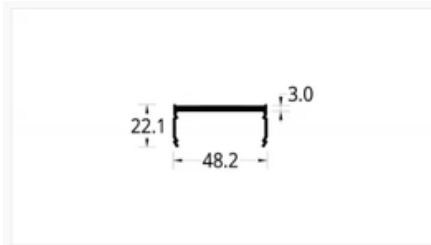


3777	TEE DE CIELO RASO DE (17 X 22) mm.	
PESO	PERIMETRO	U.E
0,085Kg/m	0,0769mm	50

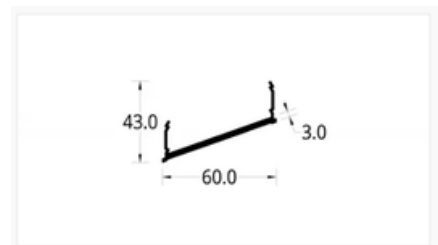
Cortasoles



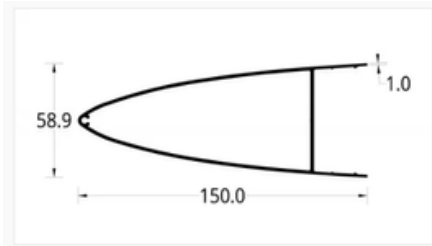
3043	CORTASOL DE (150 X 50) mm.	
PESO	PERIMETRO	U.E
1,400Kg/m	0,4159mm	4



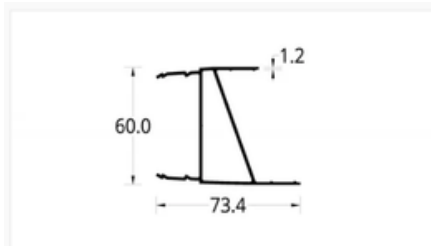
3044	SOPORTE CORTASOL DE (150 X 50) mm.	
PESO	PERIMETRO	U.E
0,519Kg/m	0,1952mm	12



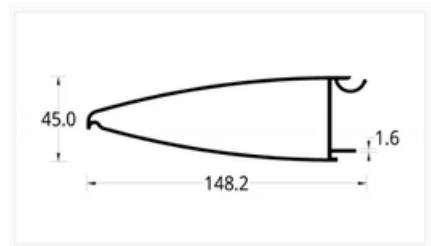
3138	SOPORTE INCLINADO CORTASOL DE (150 X 60) mm.	
PESO	PERIMETRO	U.E
0,635Kg/m	0,2251mm	10



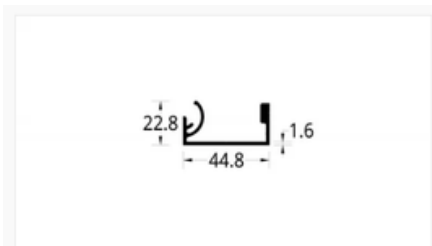
3142	CORTASOL DE (150 X 60) mm.	
PESO	PERIMETRO	U.E
1,439Kg/m	0,4231mm	4



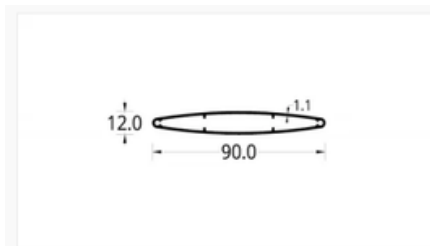
3146	SOPORTE INCLINADO CORTASOL DE (150 X 60) mm.	
PESO	PERIMETRO	U.E
0,854Kg/m	0,3452mm	8



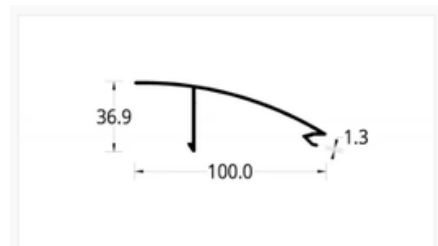
3475	CORTASOL DE (142 X 45) mm.CON GOTERO	
PESO	PERIMETRO	U.E
1,500Kg/m	0,4112mm	3



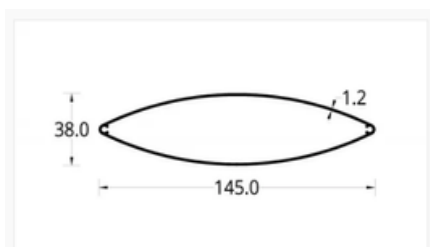
3476	SOPORTE PARA CORTASOL DE (142 X 45) mm.	
PESO	PERIMETRO	U.E
0,510Kg/m	0,216mm	10



4222	CORTASOL ELIPSE DE (90 X 12) mm.	
PESO	PERIMETRO	U.E
0,584Kg/m	0,186mm	8

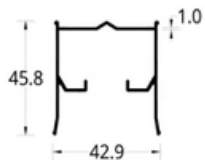


4202	CORTASOL FIJO DE (100 x 36.9) mm.	
PESO	PERIMETRO	U.E
0,653Kg/m	0,311mm	8

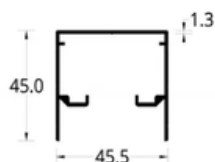


3374	CORTASOL ELIPSE DE (145 X 38) mm.	
PESO	PERIMETRO	U.E
1,004Kg/m	0,3063mm	4


División de baño Colgante



3889	CABEZAL DIVISION DE BAÑO COLGANTE LIVIANA	
PESO	PERIMETRO	U.E
0,454Kg/m	0,35mm	12



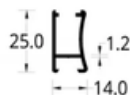
2408	CABEZAL DIVISION DE BAÑO COLGANTE PESADA	
PESO	PERIMETRO	U.E
0,619Kg/m	0,3444mm	10



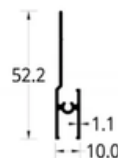
3881	JAMBA DIVISION DE BAÑO COLGANTE LIVIANA	
PESO	PERIMETRO	U.E
0,174Kg/m	0,13mm	24



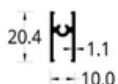
2414	JAMBA DIVISION DE BAÑO COLGANTE PESADA	
PESO	PERIMETRO	U.E
0,198Kg/m	0,1407mm	24



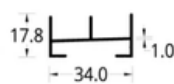
2528	VERTICAL NAVE DIVISION DE BAÑO COLGANTE	
PESO	PERIMETRO	U.E
0,220Kg/m	0,1358mm	24



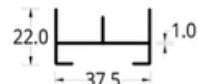
2287	HORIZONTAL SUPERIOR NAVE DIVISION DE BAÑO COLGANTE	
PESO	PERIMETRO	U.E
0,270Kg/m	0,1718mm	24



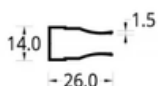
2288	HORIZONTAL INFERIOR NAVE DIVISION DE BAÑO COLGANTE	
PESO	PERIMETRO	U.E
0,175Kg/m	0,1078mm	24



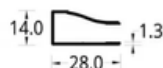
3890	CARRILERA DIVISION DE BAÑO LIVIANA	
PESO	PERIMETRO	U.E
0,225Kg/m	0,176mm	20



1830	CARRILERA DIVISION DE BAÑO PESADA	
PESO	PERIMETRO	U.E
0,274Kg/m	0,2044mm	20



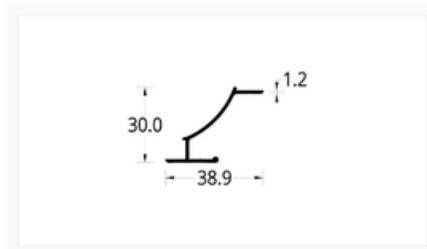
3775	"U" DIVISION DE BAÑO LIVIANA	
PESO	PERIMETRO	U.E
0,164Kg/m	0,1363mm	32



1831	"U" DIVISION DE BAÑO CARA LISA PESADA	
PESO	PERIMETRO	U.E
0,190Kg/m	0,1428mm	20



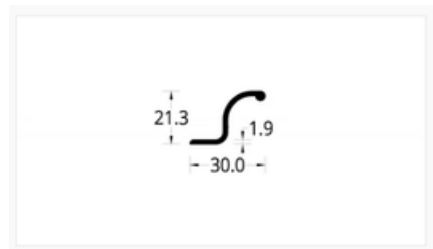
2412	"U" DIVISION DE BAÑO CURVA	
PESO	PERIMETRO	U.E
0,223Kg/m	0,1471mm	32



2478	SOPORTE TOALLERO DIVISION DE BAÑO	
PESO	PERIMETRO	U.E
0,220Kg/m	0,1476mm	20

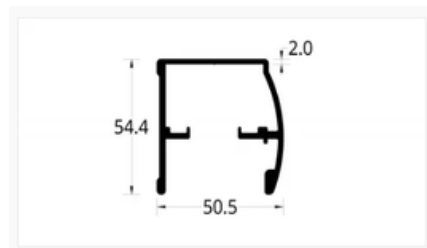


3886	BARRA TOALLERO DIVISION DE BAÑO	
PESO	PERIMETRO	U.E
0,112Kg/m	0,082mm	40

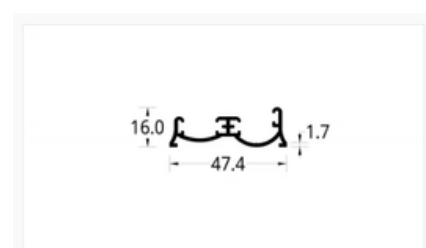


3884	MANIJA DE SOBREPONER DIVISION DE BAÑO	
PESO	PERIMETRO	U.E
0,235Kg/m	0,092mm	14

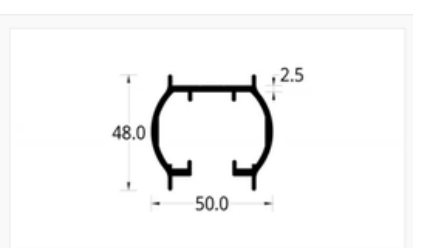
Divisiones de baño Curva



3151	CABEZAL DIVISION DE BAÑO COLGANTE CURVO	
PESO	PERIMETRO	U.E
1,186Kg/m	0,3697mm	4

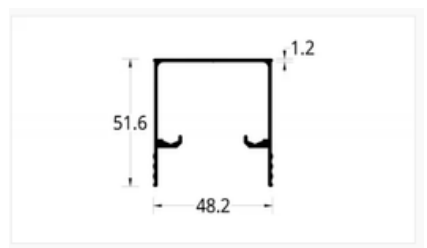


3051	SILLAR DIVISION DE BAÑO COLGANTE CURVO (DIALAN)	
PESO	PERIMETRO	U.E
0,376Kg/m	0,2204mm	16

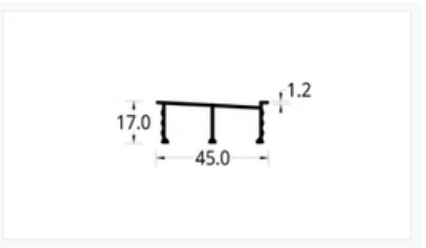


3376	CABEZAL DIVISION DE BAÑO COLGANTE CURVO (DIALAN)	
PESO	PERIMETRO	U.E
1,017Kg/m	0,3299mm	4

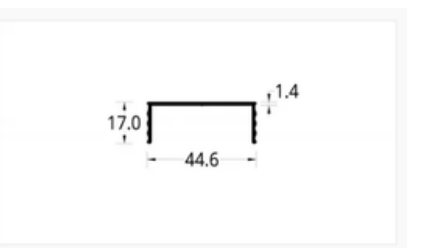
Divisiones de baño VITRAL



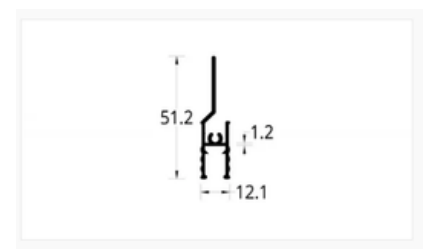
1623	CABEZAL DIVISION DE BAÑO COLGANTE VITRAL	
PESO	PERIMETRO	U.E
0,643Kg/m	0,3446mm	10



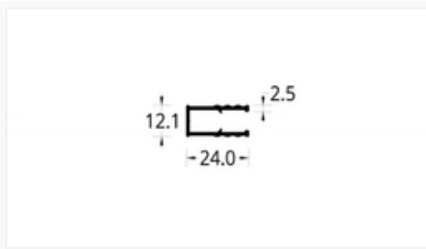
1624	SILLAR DIVISION DE BAÑO COLGANTE VITRAL	
PESO	PERIMETRO	U.E
0,334Kg/m	0,192mm	10



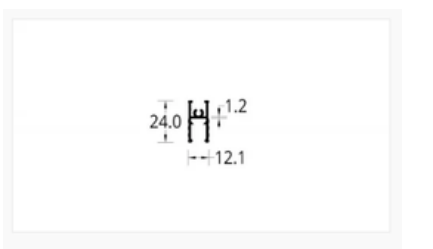
1625	VERICAL DIVISION DE BAÑO COLGANTE VITRAL	
PESO	PERIMETRO	U.E
0,286Kg/m	0,155mm	20



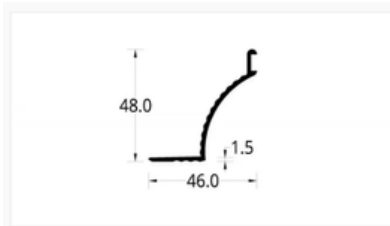
1626	HORIZONTAL SUPERIOR DIVISION DE BAÑO COLGANTE VITRAL	
PESO	PERIMETRO	U.E
0,360Kg/m	0,1978mm	20



1627	VERTICAL NAVE DIVISION DE BAÑO COLGANTE VITRAL	
PESO	PERIMETRO	U.E
0,216Kg/m	0,1249mm	20



1628	HORIZONTAL INFERIOR NAVE DIVISION DE BAÑO COLGANTE VITRAL	
PESO	PERIMETRO	U.E
0,256Kg/m	0,1437mm	20

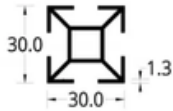


1629	SOPORTE TOALLERO DIVISION DE BAÑO COLGANTE VITRAL	
PESO	PERIMETRO	U.E
0,371Kg/m	0,1668mm	10

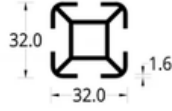


1630	BARRA TOALLERO DIVISION DE BAÑO COLGANTE VITRAL	
PESO	PERIMETRO	U.E
0,164Kg/m	0,0791mm	30

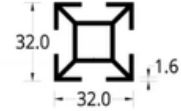
Divisiones de Oficinas



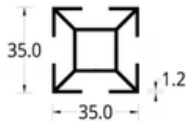
2545	ESTRELLA DIVISION DE OFICINA (30 X 30) mm.	
PESO	PERIMETRO	U.E
0,585Kg/m	0,282mm	9



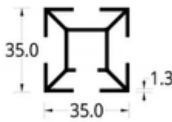
2295	ESTRELLA ARISTAS REDONDAS DIVISION DE OFICINA (32 X 32) mm.	
PESO	PERIMETRO	U.E
0,715Kg/m	0,2755mm	8



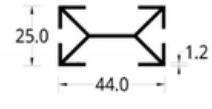
1959	ESTRELLA DIVISION DE OFICINA (32 X 32) mm.	
PESO	PERIMETRO	U.E
0,765Kg/m	0,2929mm	8



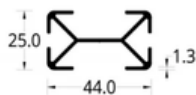
2963	ESTRELLA TUBULAR DIVISION DE OFICINA (35 X 35) mm.	
PESO	PERIMETRO	U.E
0,649Kg/m	0,333mm	8



2538	ESTRELLA SOLIDA DIVISION DE OFICINA (35 X 35) mm.	
PESO	PERIMETRO	U.E
0,654Kg/m	0,377mm	9



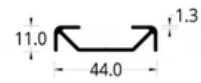
1890	ESTRELLA DIVISION DE OFICINA (44 X 25) mm.	
PESO	PERIMETRO	U.E
0,512Kg/m	0,3132mm	10



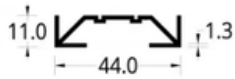
2141	ESTRELLA ARISTAS REDONDAS DIVISION DE OFICINA (44 X 25) mm.	
PESO	PERIMETRO	U.E
0,545Kg/m	0,2883mm	12



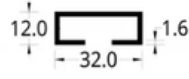
2962	MEDIA ESTRELLA DIVISION DE OFICINA (35 X 12) mm.	
PESO	PERIMETRO	U.E
0,274Kg/m	0,1687mm	20



2589	MEDIA ESTRELLA ARISTAS REDONTAS DIVISION DE OFICINA (44 X 11) mm.	
PESO	PERIMETRO	U.E
0,312Kg/m	0,1683mm	20



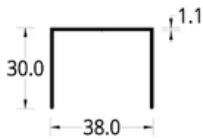
1835	MEDIA ESTRELLA DIVISION DE OFICINA (44 X 11) mm.	
PESO	PERIMETRO	U.E
0,327Kg/m	0,1902mm	18




1961	REMATE DIVISION DE OFICINA (32 X 12) mm.	
PESO	PERIMETRO	U.E
0,311Kg/m	0,1466mm	16



1591	"U" DIVISION DE OFICINA (34 X 20) mm.	
PESO	PERIMETRO	U.E
0,233Kg/m	0,1444mm	24



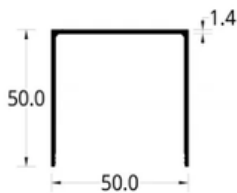
2896	"U" DIVISION DE OFICINA (38 X 30) mm.	
PESO	PERIMETRO	U.E
0,285Kg/m	0,193mm	20



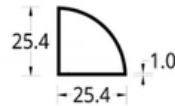
2026	"U" REMATE DIVISION DE OFICINA (43.8 X 10.7) mm.	
PESO	PERIMETRO	U.E
0,267Kg/m	0,167mm	20



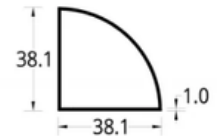
1837	"U" REMATE DIVISION DE OFICINA (47 X 12,5) mm.	
PESO	PERIMETRO	U.E
0,230Kg/m	0,1384mm	24



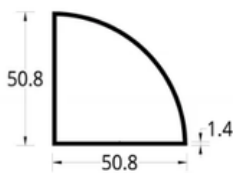
1833	"U" PISO TECHO DIVISION DE OFICINA (50 X 50) mm.	
PESO	PERIMETRO	U.E
0,558Kg/m	0,2967mm	12



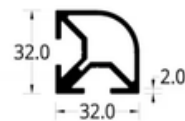
3782	CUARTO DE CIRCULO DIVISION DE OFICINA (25.4) mm.	
PESO	PERIMETRO	U.E
0,236Kg/m	0,1361mm	20



3781	CUARTO DE CIRCULO DIVISION DE OFICINA (38.1) mm.	
PESO	PERIMETRO	U.E
0,358Kg/m	0,1361mm	12



2379	CUARTO DE CIRCULO DIVISION DE OFICINA (50.8) mm.	
PESO	PERIMETRO	U.E
0,668Kg/m	0,1814mm	8



1979	ESQUINERO CURVO DIVISION DE OFICINA (32 X 32) mm.	
PESO	PERIMETRO	U.E
0,838Kg/m	0,1896mm	8



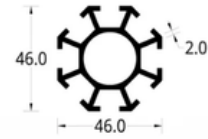
1935	BISAGRA MACHO DIVISION DE OFICINA/FERIA	
PESO	PERIMETRO	U.E
0,527Kg/m	0,1091mm	6




1934	BISAGRA HEMBRA DIVISION DE OFICINA/FERIA	
PESO	PERIMETRO	U.E
0,766Kg/m	0,1374mm	6



1932	HORIZONTAL DIVISION DE OFICINA/FERIA (45 X 19) mm.	
PESO	PERIMETRO	U.E
0,636Kg/m	0,182mm	6



1933	POSTE OCTOGONAL DIVISION DE OFICINA/FERIA (46 X 46) mm.	
PESO	PERIMETRO	U.E
1,240Kg/m	0,3702mm	4

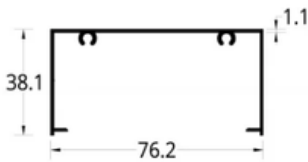


2281	MARCO PUERTA DIVISION DE OFICINA (43.9 X 17.2) mm.	
PESO	PERIMETRO	U.E
0,203Kg/m	0,1373mm	24

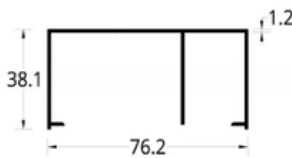


2897	"H" DE DIVISION DE OFICINA (34 X 30) mm.	
PESO	PERIMETRO	U.E
0,274Kg/m	0,1849mm	20


Ductos



2329	DUCTO ELECTRICO (3 X 1 1/2)" (76.2 X 38.1) mm.	
PESO	PERIMETRO	U.E
0,554Kg/m	0,3569mm	8



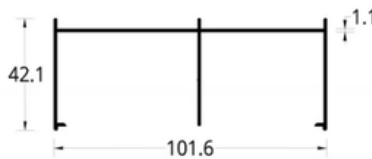
2486	DUCTO ELECTRICO CON SEPARADOR (3 X 1 1/2)" (76.2 X 38.1) mm.	
PESO	PERIMETRO	U.E
0,608Kg/m	0,3903mm	8




2328	TAPA DUCTO ELECTRICO (3 X 1 1/2)" (73.2 X 7) mm.	
PESO	PERIMETRO	U.E
0,266Kg/m	0,1786mm	16



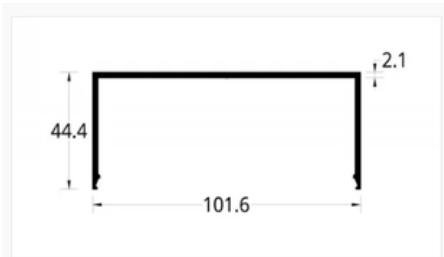
1928	TAPA REDONDEADA DE DUCTO ELECTRICO (3 X 1 1/2)" (76.2 X 17,1) mm	
PESO	PERIMETRO	U.E
0,401Kg/m	0,2287mm	16



2931	DUCTO ELECTRICO CON SEPARADOR (4 X 1 1/2)" (101.6 X 38.1) mm.	
PESO	PERIMETRO	U.E
0,683Kg/m	0,4575mm	8



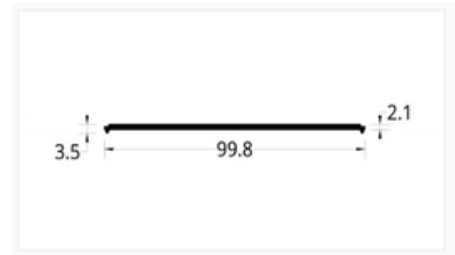
2932	TAPA DUCTO (4 X 1 1/2)" (98.6 X 6.1) mm.	
PESO	PERIMETRO	U.E
0,351Kg/m	0,2209mm	16



1368	DUCTO ELECTRICO (4 X 1 3/4)" (101.6 x 44.4) mm.	
PESO	PERIMETRO	U.E
1,055Kg/m	0,3789mm	6

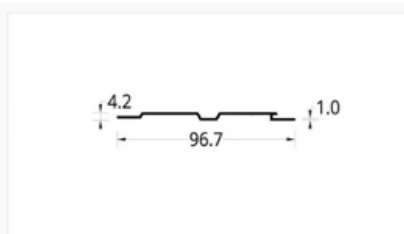


2019	DUCTO ELECTRICO CON SEPARADOR (4 X 1 3/4)" (101.6 X 44.4) mm.	
PESO	PERIMETRO	U.E
1,236Kg/m	0,4555mm	4

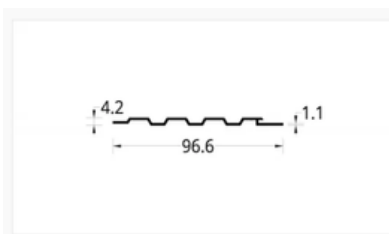


1369	TAPA DUCTO ELECTRICO (4 X 1 3/4)" (99.8 X 3.5) mm.	
PESO	PERIMETRO	U.E
0,569Kg/m	0,2066mm	12

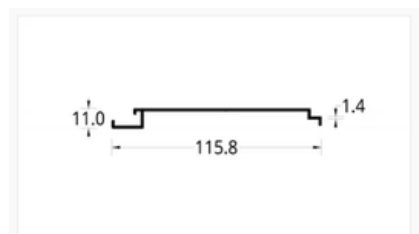
Enchapes




3876	ENCHAPE (96.7) mm.	
PESO	PERIMETRO	U.E
0,305Kg/m	0,216mm	16



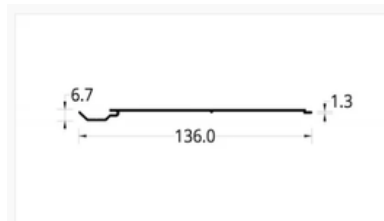
1424	ENCHAPE (96.6) mm.	
PESO	PERIMETRO	U.E
0,340Kg/m	0,2307mm	16



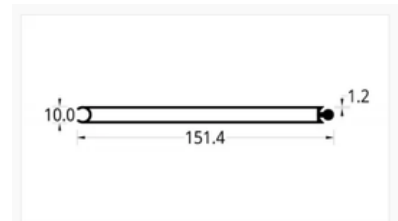
3235	ENCHAPE (97.8)mm.	
PESO	PERIMETRO	U.E
0,540Kg/m	0,286mm	12



2291	ENCHAPE (136.1) mm.	
PESO	PERIMETRO	U.E
0,591Kg/m	0,3537mm	10

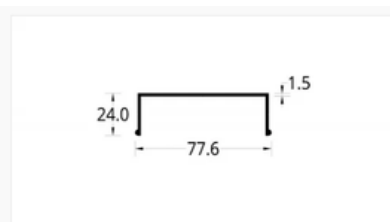


4286	ENCHAPE LISO (136) mm.	
PESO	PERIMETRO	U.E
0,482Kg/m	0,295mm	10

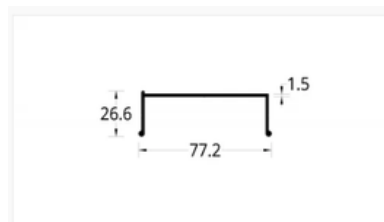


3722	ENCHAPE TUBULAR (151 X 10) mm.	
PESO	PERIMETRO	U.E
1,113Kg/m	0,3418mm	4

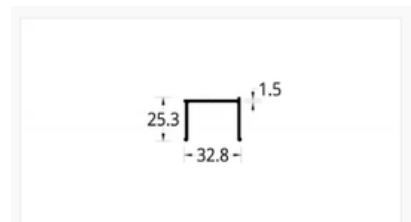
Escaleras



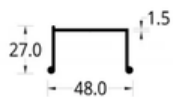
2121	PARAL DELANTERO ESCALERA MEDIANA	
PESO	PERIMETRO	U.E
0,507Kg/m	0,246mm	12



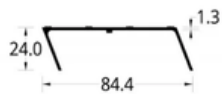
2163	PARAL DELANTERO ESCALERA GRANDE	
PESO	PERIMETRO	U.E
0,517Kg/m	0,2499mm	12



2123	PARAL TRASERO ESCALERA MEDIANA	
PESO	PERIMETRO	U.E
0,324Kg/m	0,1584mm	16



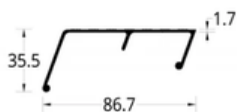
2164	PARAL TRASERO ESCALERA GRANDE	
PESO	PERIMETRO	U.E
0,415Kg/m	0,1926mm	12



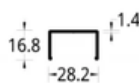
2117	PELDAÑO ESCALERA MEDIANA	
PESO	PERIMETRO	U.E
0,472Kg/m	0,2572mm	10



2122	PELDAÑO ESCALERA	
PESO	PERIMETRO	U.E
0,607Kg/m	0,2955mm	10



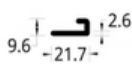
3377	PELDAÑO ESCALERA GRANDE	
PESO	PERIMETRO	U.E
0,613Kg/m	0,2963mm	10



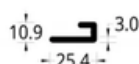
2309	TRAVESAÑO TRASERO ESCALERA PEQUEÑA	
PESO	PERIMETRO	U.E
0,225Kg/m	0,1197mm	20



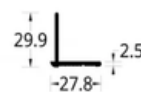
2162	SOPORTE TRASERO ESCALERA GRANDE	
PESO	PERIMETRO	U.E
0,302Kg/m	0,1565mm	18



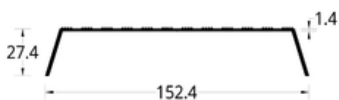
1661	GANCHO ESCALERA PEQUEÑA Y MEDIANA	
PESO	PERIMETRO	U.E
0,230Kg/m	0,0683mm	20



2165	GANCHO ESCALERA GRANDE	
PESO	PERIMETRO	U.E
0,320Kg/m	0,0829mm	20



2120	ANGULO FIJACION ESCALERA	
PESO	PERIMETRO	U.E
0,292Kg/m	0,1192mm	20



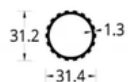
1659	REMATE SUPERIOR ESCALERA	
PESO	PERIMETRO	U.E
0,889Kg/m	0,4173mm	6



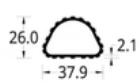
2116	PARAL ESCALERA EXTENSION PEQUEÑA	
PESO	PERIMETRO	U.E
0,848Kg/m	0,2574mm	6



2124	PARAL ESCALERA EXTENSION GRANDE	
PESO	PERIMETRO	U.E
1,037Kg/m	0,2913mm	6

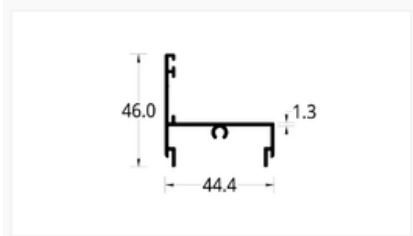


2118	PELDAÑO CIRCULAR ESCALERA EXTENSION	
PESO	PERIMETRO	U.E
0,424Kg/m	0,1269mm	12

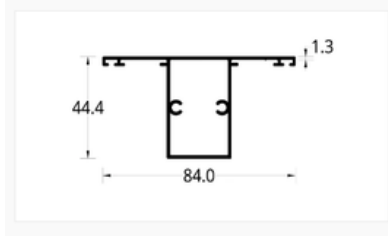


2948	PELDAÑO EN "D" ESCALERA EXTENSION	
PESO	PERIMETRO	U.E
0,440Kg/m	0,132mm	12

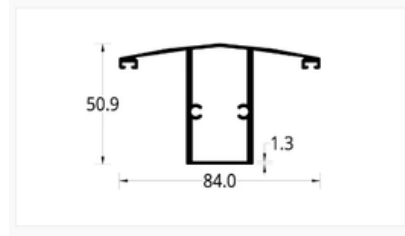
Fachadas Flotantes Maxivent



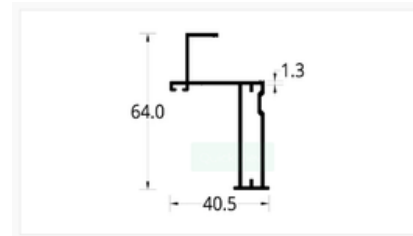
3440	MARCO PERIMETRAL FACHADA MAXIVENT (46 X 44.4) mm.	
PESO	PERIMETRO	U.E
0,495Kg/m	0,2784mm	10



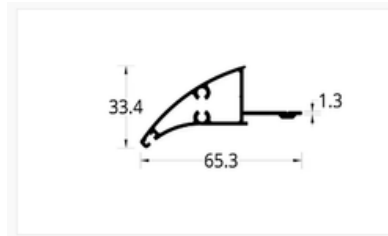
3441	VERTICAL HORIZONTAL RECTO FACHADA MAXIVENT (84 X 44.4) mm.	
PESO	PERIMETRO	U.E
0,856Kg/m	0,3051mm	6



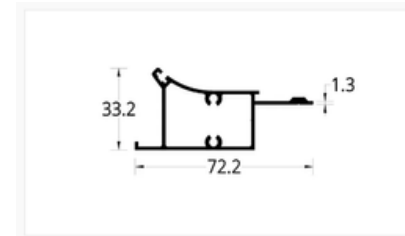
3442	VERTICAL HORIZONTAL CURVO FACHADA MAXIVENT (84 X 50.9) mm.	
PESO	PERIMETRO	U.E
1,188Kg/m	0,3063mm	6



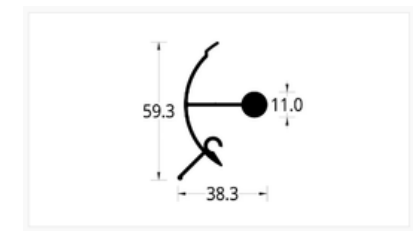
3446	PERIMETRAL DE VIDRIO FACHADA MAXIVENT (64 X 40.5) mm.	
PESO	PERIMETRO	U.E
0,638Kg/m	0,254mm	8



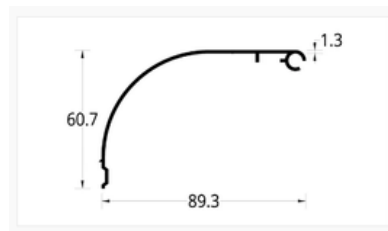
3447	HORIZONTAL SUPERIOR VENTILACION FACHADA MAXIVENT (65.3 X 33.4) mm.	
PESO	PERIMETRO	U.E
0,588Kg/m	0,1889mm	8



3448	HORIZONTAL INFERIOR VENTILACION FACHADA MAXIVENT (72.2 X 33.2) mm.	
PESO	PERIMETRO	U.E
0,679Kg/m	0,2294mm	8

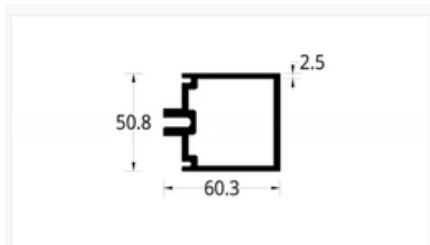


3459	OPERADOR DE VENTILACION MOVIL FACHADA MAXIVENT (59.3 X 38.3) mm.	
PESO	PERIMETRO	U.E
0,547Kg/m	0,2609mm	6

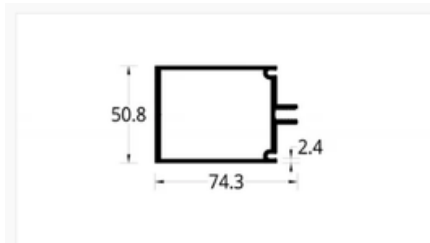


3449	TAPA DE VENTILACION FACHADA MAXIVENT (89.3 X 60.7) mm.	
PESO	PERIMETRO	U.E
0,578Kg/m	0,3029mm	8

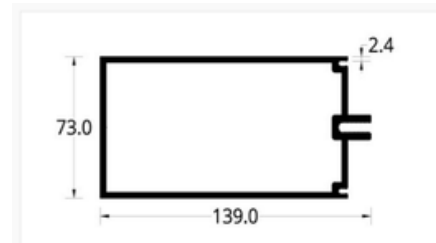
Fachadas Flotantes S520 / 1600



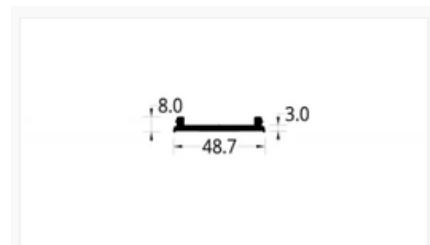
1196	VERTICAL HORIZONTAL FACHADA FLOTANTE (60.3 X 50.8) mm.	
PESO	PERIMETRO	U.E
1,862Kg/m	0,2795mm	2



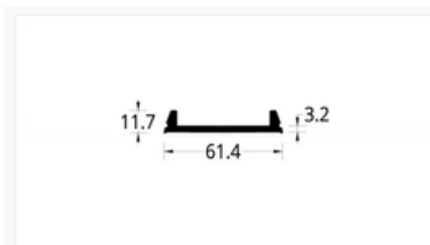
3650	VERTICAL HORIZONTAL FACHADA FLOTANTE (74.3 X 50.8) mm.	
PESO	PERIMETRO	U.E
1,607Kg/m	0,3025mm	3



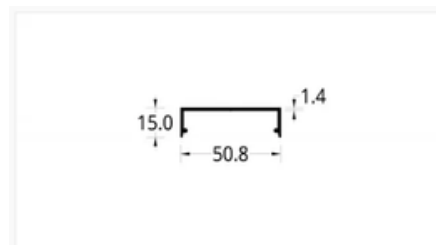
2526	VERTICAL HORIZONTAL FACHADA FLOTANTE (139 X 73) mm.	
PESO	PERIMETRO	U.E
3,567Kg/m	0,4888mm	1



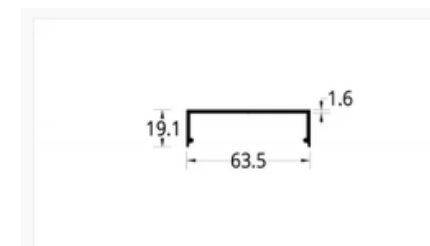
2075	TAPA FACHADA FLOTANTE (48.7 X 8) mm.	
PESO	PERIMETRO	U.E
0,476Kg/m	0,1324mm	12



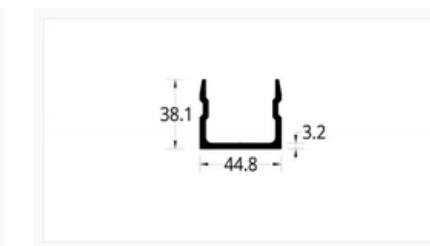
1309	TAPA FACHADA FLOTANTE (61.4 X 11.62) mm.	
PESO	PERIMETRO	U.E
0,697Kg/m	0,17mm	10



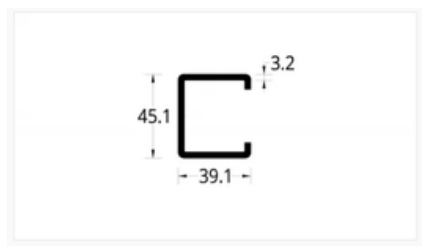
2076	CONTRATAPA FACHADA FLOTANTE (50.8 X 15) mm	
PESO	PERIMETRO	U.E
0,308Kg/m	0,16mm	16



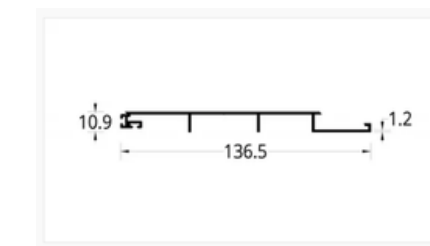
1308	CONTRATAPA FACHADA FLOTANTE (63.5. X 19.05) mm	
PESO	PERIMETRO	U.E
0,429Kg/m	0,20mm	12



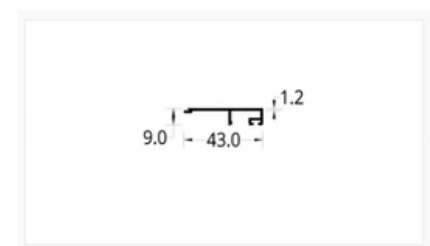
1198	CLIP ENSAMBLE HORIZONTAL FACHADA FLOTANTE (44.8 X 38.1) mm.	
PESO	PERIMETRO	U.E
0,979Kg/m	0,2358mm	4



1197	TELESCOPICO INTERIOR VERTICAL FACHADA FLOTANTE (45.1 X 39.1) mm.	
PESO	PERIMETRO	U.E
1,074Kg/m	0,3579mm	4

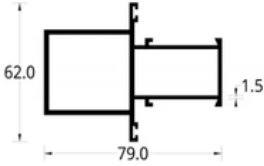


2215	TAPA JUNTA CORTAFUEGO FACHADA FLOTANTE (136.5 X 10.9) mm.	
PESO	PERIMETRO	U.E
0,658Kg/m	0,4033mm	8

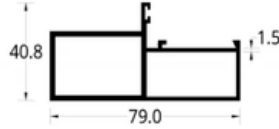


2214	REMATE TAPA JUNTA CONTRAFUEGO FACHADA FLOTANTE (43 X 9) mm.	
PESO	PERIMETRO	U.E
0,234Kg/m	0,1454mm	20

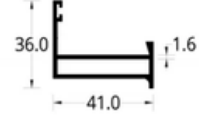
Fachada Flotante Solovit



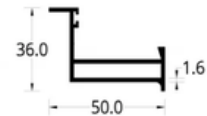
VERTICAL HORIZONTAL FACHADA SOLOVIT (79 X 62) mm.		
PESO	PERIMETRO	U.E
1,435Kg/m	0,3445mm	2



REMATE FACHADA SOLOVIT (79 X 40.8) mm.		
PESO	PERIMETRO	U.E
1,211Kg/m	0,271mm	4

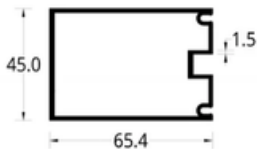


PERIMETRAL VIDRIO FACHADA SOLOVIT (41 X 36) mm.		
PESO	PERIMETRO	U.E
0,581Kg/m	0,1795mm	8



PERIMETRAL VIDRIO CON ALETA FACHADA SOLOVIT (50 X 36) mm.		
PESO	PERIMETRO	U.E
0,620Kg/m	0,197mm	8


Fachada Flotante Vit 45



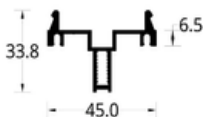
VERTICAL HORIZONTAL FACHADA VIT 45 (65.4 X 45) mm.		
PESO	PERIMETRO	U.E
1,087Kg/m	0,254mm	4



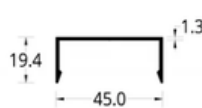
VERTICAL HORIZONTAL FACHADA VIT 45 (104.4 X 45) mm.		
PESO	PERIMETRO	U.E
1,424Kg/m	0,332mm	4



VERTICAL HORIZONTAL FACHADA VIT 45 (140 X 45) mm.		
PESO	PERIMETRO	U.E
1,874Kg/m	0,4035mm	2



TAPA VIDRIO FACHADA VIT 45 (45 X 33.8) mm.		
PESO	PERIMETRO	U.E
0,616Kg/m	0,226mm	8

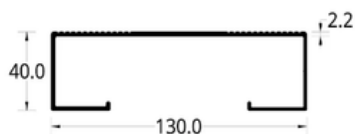


CONTRATAPA DE FACHADA VIT 45 (45 X 19.4) mm		
PESO	PERIMETRO	U.E
0,296Kg/m	0,165mm	16

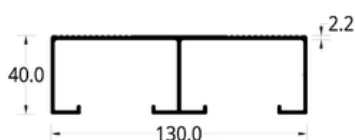


TAPA VIDRIO FACHADA VIT 45 DE (45 X 25.6) mm.		
PESO	PERIMETRO	U.E
0,492Kg/m	0,195mm	8

Graderias



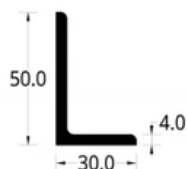
1646	GRADERIA (130 X 40) mm.	
PESO	PERIMETRO	U.E
1,380Kg/m	0,5543mm	1



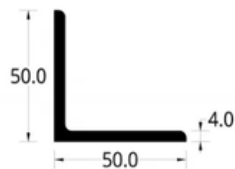
1644	GRADERIA CON REFUERZO CENTRAL (130 X 40) mm.	
PESO	PERIMETRO	U.E
1,593Kg/m	0,6276mm	4



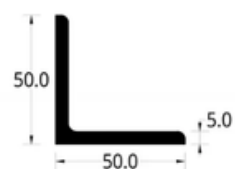
1643	ANCLA PARA GRADERIA CON REFUERZO (52 X 7) mm.	
PESO	PERIMETRO	U.E
0,884Kg/m	0,1213mm	6



1641	ANGULO GRADERIAS (50 X 30 X 4) mm.	
PESO	PERIMETRO	U.E
0,820Kg/m	0,1569mm	6



1640	ANGULO GRADERIAS (50 X 50 X 4) mm.	
PESO	PERIMETRO	U.E
1,037Kg/m	0,1969mm	6

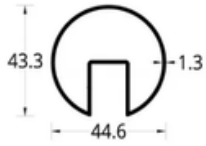


1639	ANGULO GRADERIAS (50 X 50 X 5) mm.	
PESO	PERIMETRO	U.E
1,282Kg/m	0,1963mm	4

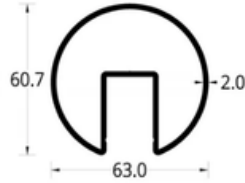


1638	ANGULO GRADERIAS (50 X 50 X 6) mm.	
PESO	PERIMETRO	U.E
1,521Kg/m	0,1957mm	4

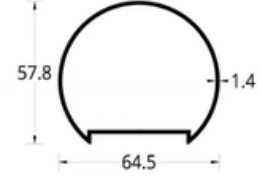
Pasamanos



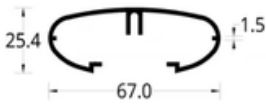
4133	PASAMANOS CIRCULAR (44.6 X 43.3) mm.	
PESO	PERIMETRO	U.E
0,617Kg/m	0,18mm	8



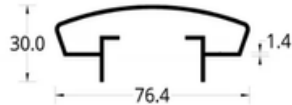
2602	PASAMANOS CIRCULAR (63 X 60.7) mm.	
PESO	PERIMETRO	U.E
1,365Kg/m	0,259mm	3



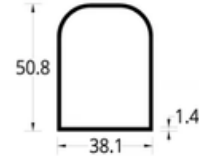
2823	PASAMANOS CIRCULAR (64.5 X 57.8) mm.	
PESO	PERIMETRO	U.E
0,769Kg/m	0,2077mm	4



2572	PASAMANOS (67 x 25.4) mm.	
PESO	PERIMETRO	U.E
0,626Kg/m	0,3062mm	10

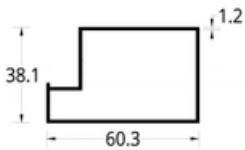


2068	PASAMANOS (76.4 X 30) mm.	
PESO	PERIMETRO	U.E
0,665Kg/m	0,3535mm	6



2393	PASAMANOS (50.8 X 38.1) mm.	
PESO	PERIMETRO	U.E
0,613Kg/m	0,1665mm	8

Peinazos



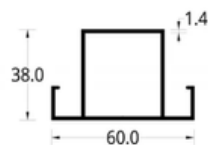
2928	PEINAZO PEQUEÑO (60.3 X 38.1) mm.	
PESO	PERIMETRO	U.E
0,604Kg/m	0,2002mm	8



2927	PEINAZO MEDIANO (91.1 X 38.1) mm.	
PESO	PERIMETRO	U.E
0,899Kg/m	0,2619mm	6



1404	PEINAZO GRANDE (111.1 X 38.1) mm.	
PESO	PERIMETRO	U.E
1,818Kg/m	0,3032mm	3



2062	DOBLE PEINAZO (60 X 38) mm.	
PESO	PERIMETRO	U.E
0,736Kg/m	0,2542mm	6

Varios Perfiles



2543	BISAGRA TUBULAR (32 X 9.5) mm.	
PESO	PERIMETRO	U.E
0,388Kg/m	0,0762mm	12



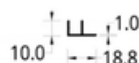
2340	BISAGRA TUBULAR (50.8 X 15) mm.	
PESO	PERIMETRO	U.E
0,900Kg/m	0,1276mm	6



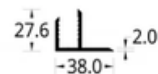
2477	BISAGRA TUBULAR ESTRIADA (50 X 18.3) mm.	
PESO	PERIMETRO	U.E
0,981Kg/m	0,1352mm	6



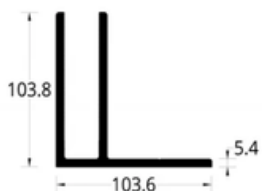
2096	BISAGRA SOLIDA (53.2 X 14.9) mm.	
PESO	PERIMETRO	U.E
1,020Kg/m	0,126mm	6



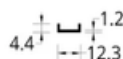
1984	'F' (18.8 X 10) mm.	
PESO	PERIMETRO	U.E
0,099Kg/m	0,0746mm	40



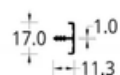
3013	'F' PARA VIDRIO DE SEGURIDAD (38 X 27.6) mm.	
PESO	PERIMETRO	U.E
0,423Kg/m	0,1771mm	12



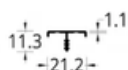
4287	'F' ZOCALO PARA VIDRIO DE SEGURIDAD (103.6 X 103.6) mm.	
PESO	PERIMETRO	U.E
4,297Kg/m	0,679mm	1



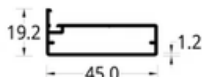
1581	BARRA OPERADORA DE CELOCIA (12.3 x 4.4) mm.	
PESO	PERIMETRO	U.E
0,061Kg/m	0,04mm	50



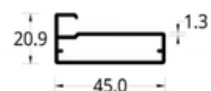
4392	CANTO PARA MUEBLE DE COCINA (11.3 X 17) mm.	
PESO	PERIMETRO	U.E
0,099Kg/m	0,7mm	50



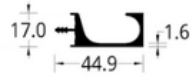
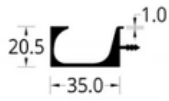
3652	CANTO PARA MUEBLE DE COCINA (21.2 X 11.3) mm.	
PESO	PERIMETRO	U.E
0,114Kg/m	0,0786mm	40



3364	PERIMETRAL DE PUERTA COCINA (45 X 19.2) mm.	
PESO	PERIMETRO	U.E
0,410Kg/m	0,1382mm	12



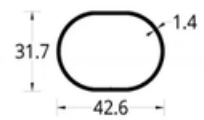
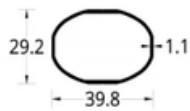
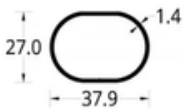
2798	PERIMETRAL DE PUERTA COCINA (45 X 20.9) mm.	
PESO	PERIMETRO	U.E
0,459Kg/m	0,148mm	12



3659	MANIJA PARA MUEBLE DE COCINA DE (35 X 20.5) mm.	
PESO	PERIMETRO	U.E
0,600Kg/m	0,1776mm	10

4393	MANIJA PARA MUEBLE DE COCINA (44.9 X 17) mm.	
PESO	PERIMETRO	U.E
0,531Kg/m	0,172mm	10

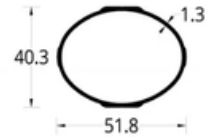
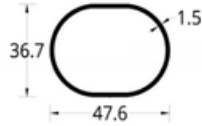
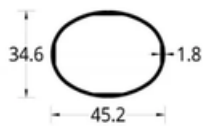
3334	MANIJA PARA MUEBLE DE COCINA DE (49 X 23.5) mm.	
PESO	PERIMETRO	U.E
0,631Kg/m	0,1782mm	8



4128	MALAYO PEQUEÑO (37.9 X 27) mm.	
PESO	PERIMETRO	U.E
0,375Kg/m	0,107mm	10

2458	MALAYO PEQUEÑO (39.8 X 29.2) mm.	
PESO	PERIMETRO	U.E
0,353Kg/m	0,1134mm	8

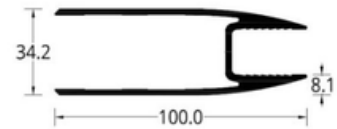
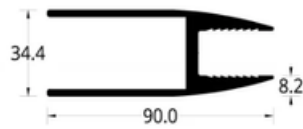
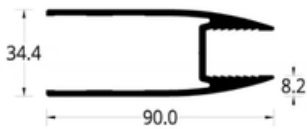
4127	MALAYO MEDIANO (42.6 X 31.7) mm.	
PESO	PERIMETRO	U.E
0,429Kg/m	0,122mm	10



2457	MALAYO MEDIANO (45.2 X 34.6) mm.	
PESO	PERIMETRO	U.E
0,441Kg/m	0,1269mm	8

4126	MALAYO GRANDE (46.6 X 36.7) mm.	
PESO	PERIMETRO	U.E
0,551Kg/m	0,137mm	10

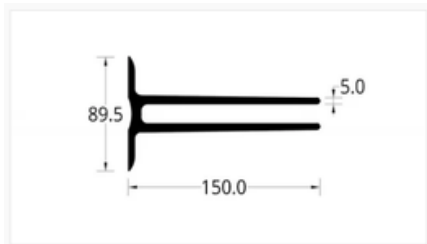
2905	MALAYO GRANDE (59.8 X 40.3) mm.	
PESO	PERIMETRO	U.E
0,553Kg/m	0,1455mm	8



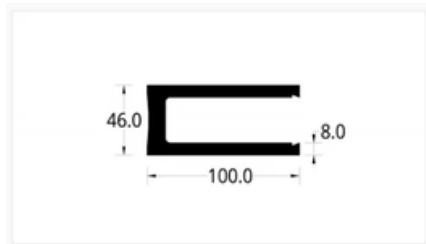
3878	ZOCALO PUERTA DE SEGURIDAD 9 cm. (90 X 34.4) mm.	
PESO	PERIMETRO	U.E
1,578Kg/m	0,434mm	2

4119	ZOCALO PUERTA DE SEGURIDAD 9 cm. PESADO (90 X 34.4) mm.	
PESO	PERIMETRO	U.E
1,960Kg/m	0,42mm	3

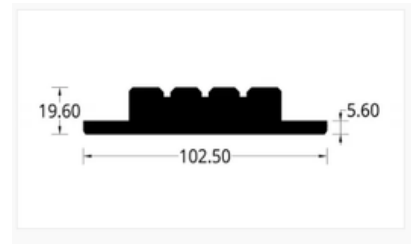
3880	ZOCALO PUERTA DE SEGURIDAD 10 cm. (100 X 34.2) mm.	
PESO	PERIMETRO	U.E
1,730Kg/m	0,469mm	2



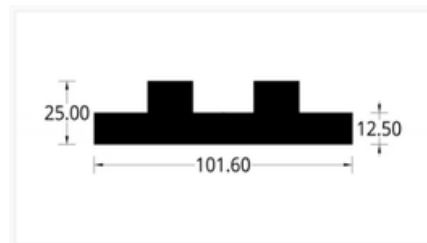
4103	ZOCALO PARA VIDRIO DE SEGURIDAD (150 X 89.5) mm.	
PESO	PERIMETRO	U.E
5,991Kg/m	0,737mm	1



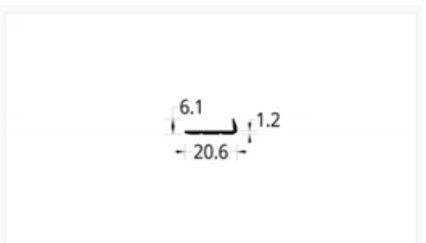
3842	"U" ZOCALO PARA VIDRIO DE SEGURIDAD (100 X 16) mm.	
PESO	PERIMETRO	U.E
5,230Kg/m	0,4704mm	1



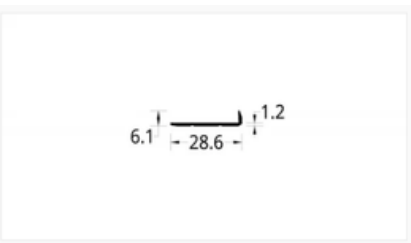
4317	SOPORTE DE CERRADURA ZOCALO SEGURIDAD (102.50 X 19.60) mm.	
PESO	PERIMETRO	U.E
3,829Kg/m	0,259mm	1



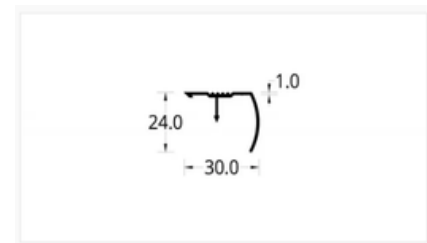
4118	PORTA CERRADURA ZOCALO DE SEGURIDAD (101.60 X 25.00) mm.	
PESO	PERIMETRO	U.E
4,631Kg/m	0,278mm	1



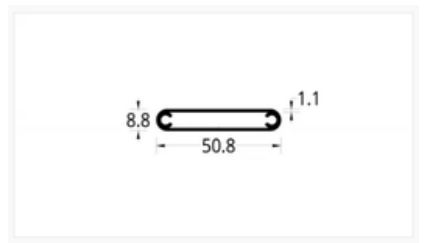
3357	PIRLAN DE 3/4" DOS RAYAS (20.6 X 6.1) mm.	
PESO	PERIMETRO	U.E
0,073Kg/m	0,0519mm	60



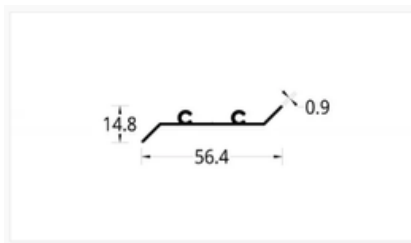
3356	PIRLAN DE 1" DOS RAYAS (28.6 X 6.1) mm.	
PESO	PERIMETRO	U.E
0,099Kg/m	0,0678mm	40



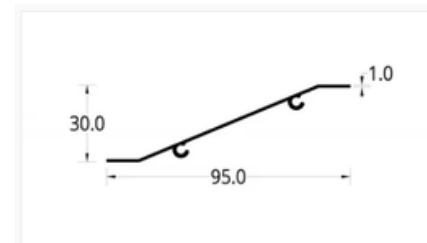
4132	PIRLAN DE ESCALERA (30 X 24) mm.	
PESO	PERIMETRO	U.E
0,177Kg/m	0,139mm	30



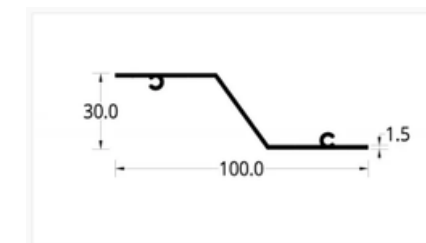
3296	REJILLA TUBULAR (50.8 X 8.8) mm.	
PESO	PERIMETRO	U.E
0,395Kg/m	0,1177mm	12



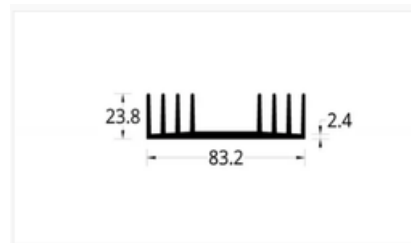
3791	REJILLA FIJA (56.4 X 14.8) mm.	
PESO	PERIMETRO	U.E
0,218Kg/m	0,1597mm	20



4129	REGILLA FIJA (95 X 30) mm.	
PESO	PERIMETRO	U.E
0,343Kg/m	0,237mm	16

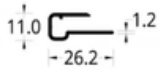


3143	REJILLA VERTICAL FIJA (100 X 30) mm.	
PESO	PERIMETRO	U.E
0,527Kg/m	0,2666mm	12



2475	DIFUSOR DE CALOR (83.2 X 23.8) mm.	
PESO	PERIMETRO	U.E
1,585Kg/m	0,4925mm	4

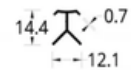
Varios Perfiles



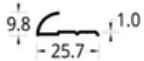
3393	REMATE POLICARBONATO 6 mm. (26.2 X 11) mm.	
PESO	PERIMETRO	U.E
0,169Kg/m	0,1062mm	30



3394	REMATE POLICARBONATO 8 mm. (26.2 X 13) mm.	
PESO	PERIMETRO	U.E
0,175Kg/m	0,1102mm	30




2819	WING ESQUINERO DE BALDOSA (14.4 X 12.1) mm.	
PESO	PERIMETRO	U.E
0,075Kg/m	0,0715mm	50



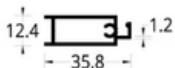
3701	WING ESPAÑOL (25.7 X 9.8) mm.	
PESO	PERIMETRO	U.E
0,110Kg/m	0,0829mm	40



2292	ELIPSE CON AUTOROSCANTE (1 1/2 X 3/4)" (38.1 X 19.1) mm.	
PESO	PERIMETRO	U.E
0,359Kg/m	0,0922mm	14



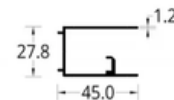
3896	ELIPSE CON AUTOROSCANTE (79.8 X 24.8) mm.	
PESO	PERIMETRO	U.E
0,511Kg/m	0,172mm	10



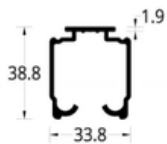
2332	ANJEO PERIMETRAL (35.8 X 12.4) mm.	
PESO	PERIMETRO	U.E
0,331Kg/m	0,1152mm	10



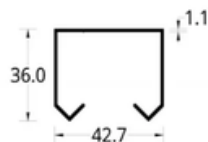
3879	PERFIL ANJEO (19.5 X 7.9) mm.	
PESO	PERIMETRO	U.E
0,136Kg/m	0,0676mm	30



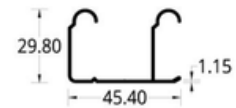
3408	RIEL DE ANJEO CORREDIZO (45 x 27.8) mm.	
PESO	PERIMETRO	U.E
0,446Kg/m	0,2563mm	10



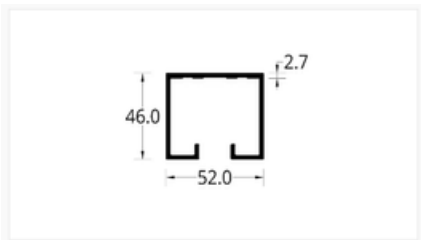
3771	RIEL PUERTA CORREDIZA/CLOSET (38.8 X 33.8) mm.	
PESO	PERIMETRO	U.E
0,639Kg/m	0,2629mm	8



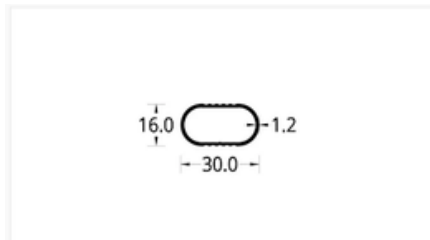
3882	RIEL DE CLOSET (42.7 X 36) mm.	
PESO	PERIMETRO	U.E
0,386Kg/m	0,265mm	14



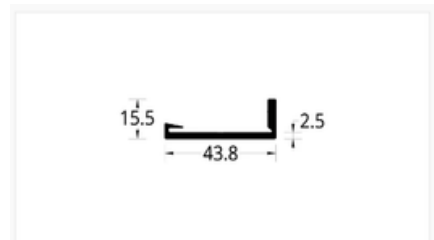
4418	RIEL DE CLOSET DOBLE VIA (45.4 X 29.80) mm.	
PESO	PERIMETRO	U.E
0,385Kg/m	0,248mm	12



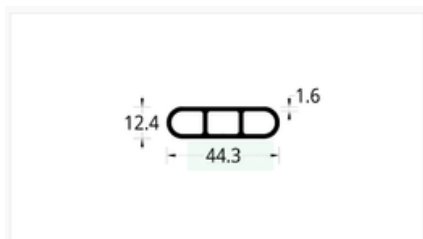
4426	RIEL DE PUERTA COLGANTE (52 X 46) mm.	
PESO	PERIMETRO	U.E
1,117Kg/m	0,366mm	4



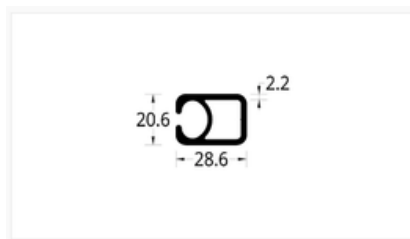
3400	TUBO OVALADO PARA CLOSET (30 X 16) mm.	
PESO	PERIMETRO	U.E
0,228Kg/m	0,0799mm	20



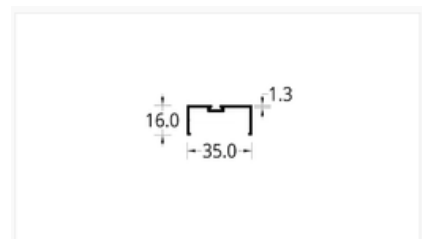
2630	PERIMETRAL TAPA PARA MESA DE ALUMINIO (43.8 X 15.5) mm.	
PESO	PERIMETRO	U.E
0,431Kg/m	0,138mm	10



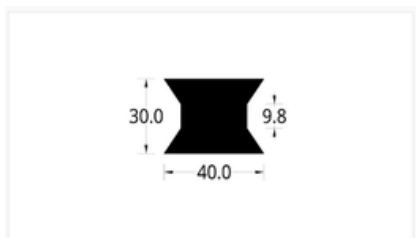
2627	TUBULAR PARA MUEBLES DE ALUMINIO (44.3 X 12.4) mm.	
PESO	PERIMETRO	U.E
0,510Kg/m	0,1028mm	10



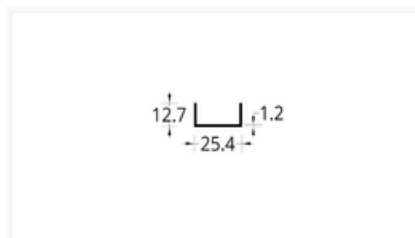
2629	PORTATELA PARA MUEBLES DE ALUMINIO (28.6 X 20.6) mm.	
PESO	PERIMETRO	U.E
0,592Kg/m	0,1274mm	10



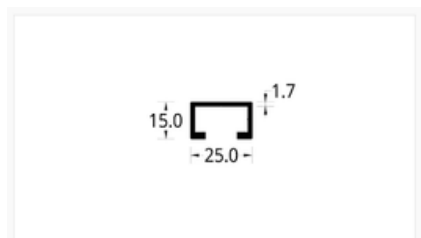
1393	PARAL DE CELOCIA (35 X 16) mm.	
PESO	PERIMETRO	U.E
0,258Kg/m	0,1454mm	20



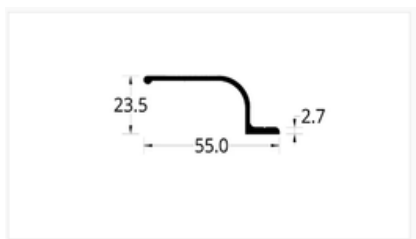
1878	BARRA PARA ANODIZAR (40 X 30) mm.	
PESO	PERIMETRO	U.E
2,526Kg/m	0,1482mm	2



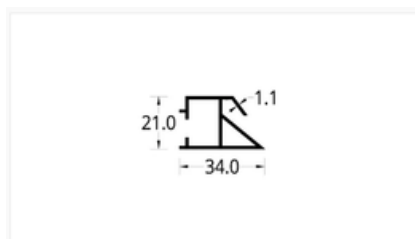
2168	"U" DE (1 X 1/2)" (25.4 X 12.7) mm.	
PESO	PERIMETRO	U.E
0,157Kg/m	0,0992mm	30



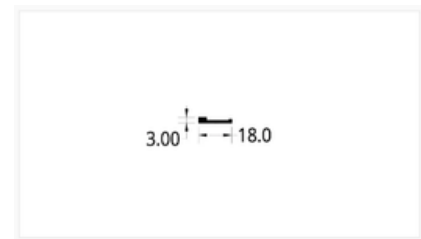
2098	CANAL SISTEMA PORSA (25 X 15) mm.	
PESO	PERIMETRO	U.E
0,298Kg/m	0,1266mm	20



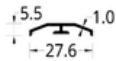
2534	MANIJA PUERTA DE SOBREPONER (55 X 23.5) mm.	
PESO	PERIMETRO	U.E
0,377Kg/m	0,1549mm	12




3280	PERFIL PARA CARPAS (34 X 21) mm.	
PESO	PERIMETRO	U.E
0,336Kg/m	0,1816mm	16




2032	PERFIL DILATACION PISO (18 X 3) mm.	
PESO	PERIMETRO	U.E
0,09Kg/m	0,0433mm	50




3347	RETICULA SISTEMA INGLES (27.6 X 5.5) mm.	
PESO	PERIMETRO	U.E
0,111Kg/m	0,0832mm	40



1387	AUTORROSCANTES (79.2 x 6.3) mm.	
PESO	PERIMETRO	U.E
0,553Kg/m	0,2263mm	10

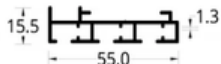


2759	TAPA CANTONERA AVISO CON ALETA (173 X 12.5) mm.	
PESO	PERIMETRO	U.E
0,674Kg/m	0,3778mm	8




4742	AUTORROSCANTES (34.90 x 6.55) mm.	
PESO	PERIMETRO	U.E
0,234Kg/m	0,1123mm	20

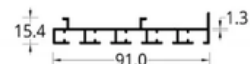
Persianas Verticales



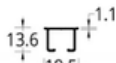
3323	RIEL PANEL JAPONES DE 3 GUIAS (55.0 X 15.5) mm.	
PESO	PERIMETRO	U.E
0,520Kg/m	0,3009mm	10



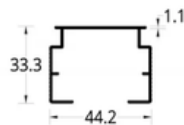
3324	RIEL PANEL JAPONES DE 4 GUIAS (73.0 X 15.4) mm.	
PESO	PERIMETRO	U.E
0,664Kg/m	0,3852mm	6



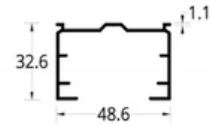
3325	RIEL PANEL JAPONES DE 5 GUIAS (91 X 15.4) mm.	
PESO	PERIMETRO	U.E
0,798Kg/m	0,4639mm	6



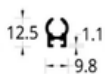
3234	RIEL SUIZO (19.5 X 13.6) mm.	
PESO	PERIMETRO	U.E
0,139Kg/m	0,1081mm	50



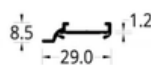
2318	RIEL DE CORTINA VERTICAL (44.2 X 33,3) mm.	
PESO	PERIMETRO	U.E
0,398Kg/m	0,2744mm	12



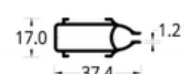
2359	RIEL DE CORTINA VERTICAL (48,6 X 32,6) mm.	
PESO	PERIMETRO	U.E
0,442Kg/m	0,2968mm	12



3165	GUIA DE PERSIANA ROMANA (9.8 X 12.5) mm.	
PESO	PERIMETRO	U.E
0,118Kg/m	0,0708mm	40




3326	ANTIDESLIZANTE DE CORTINA (29 X 8.5) mm.	
PESO	PERIMETRO	U.E
0,150Kg/m	0,0962mm	30

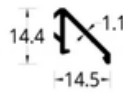


3260	PERFIL DE LUJO (37.4 X 17) mm.	
PESO	PERIMETRO	U.E
0,345Kg/m	0,158mm	20

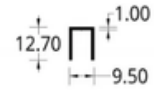
Pisavidrios



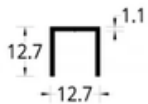
2004	PISAVIDRIO ALAMO HEMBRA (36.3 X 14.4) mm.	
PESO	PERIMETRO	U.E
0,210Kg/m	0,1293mm	30



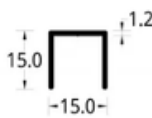
2005	PISAVIDRIO ALAMO MACHO (14.5 X 14.4) mm.	
PESO	PERIMETRO	U.E
0,107Kg/m	0,0713mm	30



3344	PISAVIDRIO EN "U" (9.50 X 12.70) mm.	
PESO	PERIMETRO	U.E
0,089Kg/m	0,068mm	60

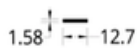


3342	PISAVIDRIO EN "U" (12.7 X 12.7) mm.	
PESO	PERIMETRO	U.E
0,103Kg/m	0,0743mm	50

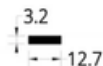


2587	PISAVIDRIO EN "U" (15 X 15) mm.	
PESO	PERIMETRO	U.E
0,138Kg/m	0,0865mm	32

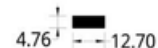
Platinas



2191	PLATINA ALUMINIO (1/2 X 1/16)" (12.7 X 1.58) mm.	
PESO	PERIMETRO	U.E
0,054Kg/m	0,0285mm	90



2189	PLATINA ALUMINIO (1/2 X 1/8)" (12.7 X 3.2) mm.	
PESO	PERIMETRO	U.E
0,109Kg/m	0,0318mm	50



4874	PLATINA ALUMINIO (1/2 X 3/16)" (12.7 X 4.76) mm.	
PESO	PERIMETRO	U.E
0,163Kg/m	0,035mm	30



2188	PLATINA ALUMINIO (3/4 X 1/16)" (19.1 X 1.6) mm.	
PESO	PERIMETRO	U.E
0,082Kg/m	0,0413mm	60



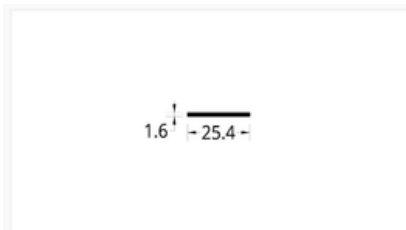
2187	PLATINA ALUMINIO (3/4 X 1/8)" (19.1 X 3) mm.	
PESO	PERIMETRO	U.E
0,155Kg/m	0,0441mm	30



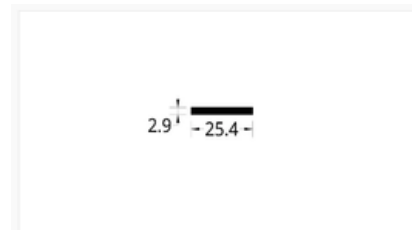
2160	PLATINA ALUMINIO (3/4 X 3/16)" (19.1 X 4.8) mm.	
PESO	PERIMETRO	U.E
0,246Kg/m	0,0478mm	20



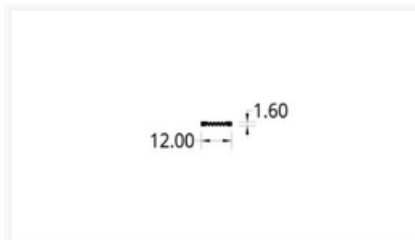
1209	PLATINA ALUMINIO (3/4 X 1/4)" (19.1 X 6.3) mm.	
PESO	PERIMETRO	U.E
0,326Kg/m	0,051mm	16



2159	PLATINA ALUMINIO (1 X 1/16)" (25.4 X 1.6) mm.	
PESO	PERIMETRO	U.E
0,109Kg/m	0,0541mm	40



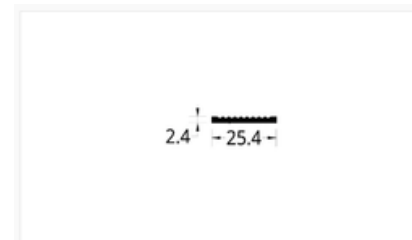
1767	PLATINA ALUMINIO (1 X 1/8)" (25.4 X 3) mm.	
PESO	PERIMETRO	U.E
0,199Kg/m	0,0566mm	30



4923	PLATINA RANURADA (1/2)" (12 X 2) mm.	
PESO	PERIMETRO	U.E
0,041Kg/m	0,0323mm	120




4745	PLATINA RANURADA (3/4)" (19.05 X 2.40) mm.	
PESO	PERIMETRO	U.E
0,106Kg/m	0,0464mm	50



1267	PLATINA RANURADA (1)" (25.4 X 2.9) mm.	
PESO	PERIMETRO	U.E
0,142Kg/m	0,0602mm	40



4824	PLATINA RANURADA (1 1/2)" (38 X 1.65) mm.	
PESO	PERIMETRO	U.E
0,131Kg/m	0,0868mm	40



4744	PLATINA RANURADA (2)" (50.80 X 2.40) mm.	
PESO	PERIMETRO	U.E
0,278Kg/m	0,1175mm	18



4822	PLATINA ALUMINIO (2 X 1/2)" (50 X 12) mm.	
PESO	PERIMETRO	U.E
1,620Kg/m	0,124mm	3



2190	PLATINA ALUMINIO (1 X 3/16)" (25.4 X 4.8) mm.	
PESO	PERIMETRO	U.E
0,328Kg/m	0,0603mm	20



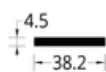
3456	PLATINA ALUMINIO (1 X 1/4)" (25.4 X 6.5) mm.	
PESO	PERIMETRO	U.E
0,447Kg/m	0,0641mm	10



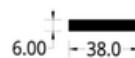
2521	PLATINA (1 1/4 X 1/13)" (31.8 X 2) mm.	
PESO	PERIMETRO	U.E
0,172Kg/m	0,0677mm	30




2310	PLATINA ALUMINIO (1 1/2 X 1/8)" (38.1 X 3.2) mm.	
PESO	PERIMETRO	U.E
0,330Kg/m	0,0828mm	20




4391	PLATINA ALUMINIO (1 1/2 X 3/16)" (38.1 X 4.76) mm.	
PESO	PERIMETRO	U.E
0,462Kg/m	0,85mm	10




4819	PLATINA ALUMINIO (1 1/2 X 1/4)" (38 X 6) mm.	
PESO	PERIMETRO	U.E
0,616Kg/m	0,881mm	8




2510	PLATINA ALUMINIO (1 1/2 X 3/8)" (38 X 9.3) mm.	
PESO	PERIMETRO	U.E
0,957Kg/m	0,0939mm	6



2877	PLATINA (2 X 1/8)" (50.80 X 3.00) mm.	
PESO	PERIMETRO	U.E
0,413Kg/m	0,1076mm	14



4596	PLATINA ALUMINIO (2 X 1/8)" (50.80 X 3.20) mm.	
PESO	PERIMETRO	U.E
0,439Kg/m	0,108mm	10




4747	PLATINA ALUMINIO (2 X 3/16)" (50.80 X 4.76) mm.	
PESO	PERIMETRO	U.E
0,656Kg/m	0,112mm	8



4820	PLATINA ALUMINIO (2 X 1/4)" (50 X 6) mm.	
PESO	PERIMETRO	U.E
0,810Kg/m	0,112mm	6




4821	PLATINA ALUMINIO (2 X 3/8)" (50 X 9) mm.	
PESO	PERIMETRO	U.E
1,215Kg/m	0,118mm	4



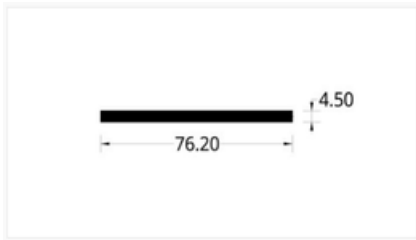
4822	PLATINA ALUMINIO (2 X 1/2)" (50 X 12) mm.	
PESO	PERIMETRO	U.E
1,620Kg/m	0,124mm	3



1885	PLATINA ALUMINIO (2 1/2 X 1/4)" (60 X 5) mm.	
PESO	PERIMETRO	U.E
0,813Kg/m	0,13mm	6



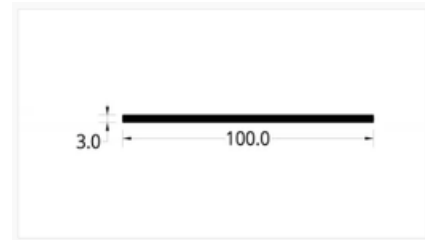
4924	PLATINA ALUMINIO (3 X 1/8)" (76.2 X 3) mm.	
PESO	PERIMETRO	U.E
0,617Kg/m	0,1585mm	8



4925	PLATINA ALUMINIO (3 X 3/16)" (76.2 X 4.5) mm.	
PESO	PERIMETRO	U.E
0,926Kg/m	0,1615mm	5




4926	PLATINA ALUMINIO (3 X 3/8)" (76.2 X 9) mm.	
PESO	PERIMETRO	U.E
1,852Kg/m	0,1705mm	3



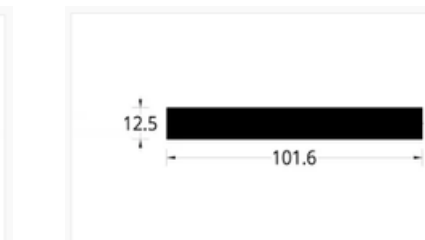
4282	PLATINA ALUMINIO (4 X 1/8)" (100 X 3) mm.	
PESO	PERIMETRO	U.E
0,810Kg/m	0,206mm	6



3005	PLATINA ALUMINIO (4 X 1/4)" (102 X 6.4) mm.	
PESO	PERIMETRO	U.E
1,769Kg/m	0,2168mm	3

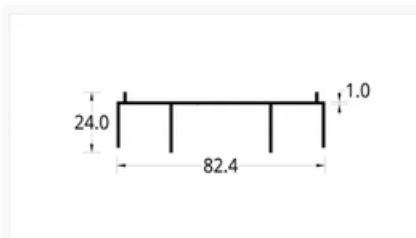


3004	PLATINA ALUMINIO (4 X 3/8)" (102 X 9.5) mm.	
PESO	PERIMETRO	U.E
2,632Kg/m	0,223mm	2

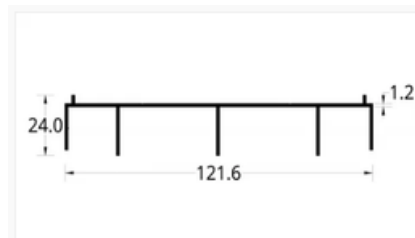


4120	PLATINA ALUMINIO (4 X 1/2)" (101.6 X 12.5) mm.	
PESO	PERIMETRO	U.E
3,442Kg/m	0,228mm	1

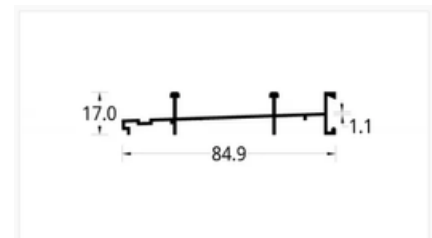
Puerta Corrediza 2025 / 8025



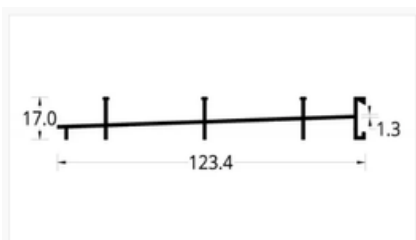
3865	CABEZAL P.C. 2025/8025 (82.4 X 24) mm.	
PESO	PERIMETRO	U.E
0,441Kg/m	0,331mm	10



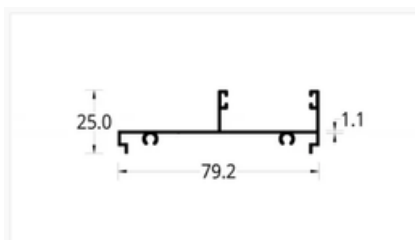
3690	CABEZAL TRES RIELES P.C. 2025/8025 (121.6 X 24) mm.	
PESO	PERIMETRO	U.E
0,718Kg/m	0,4635mm	6



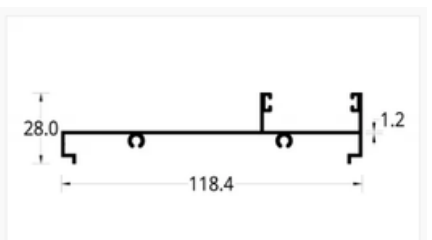
3864	SILLAR P.C. 2025/8025 (84.9 X 17) mm.	
PESO	PERIMETRO	U.E
0,479Kg/m	0,309mm	10



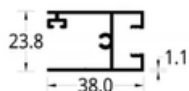
3691	SILLAR TRES RIELES P.C. 2025/8025 (123.4 X 17) mm.	
PESO	PERIMETRO	U.E
0,731Kg/m	0,4081mm	6



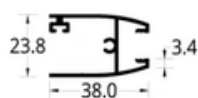
3900	JAMBA P.C. 2025/8025 (79.2 X 25) mm.	
PESO	PERIMETRO	U.E
0,505Kg/m	0,332mm	10



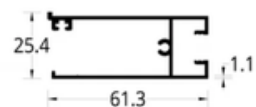
3692	JAMBA TRES RIELES P.C. 2025/8025 (118.4 X 28) mm.	
PESO	PERIMETRO	U.E
0,762Kg/m	0,4392mm	6



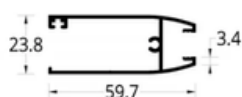
3868	HORIZONTAL SUPERIOR P.C. 2025/8025 (38 X 23.8) mm.	
PESO	PERIMETRO	U.E
0,426Kg/m	0,288mm	10



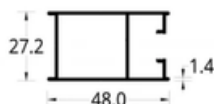
4037	HORIZONTAL SUPERIOR CURVO P.C. 2025/8025 (38 X 23.8) mm.	
PESO	PERIMETRO	U.E
0,446Kg/m	0,27mm	10



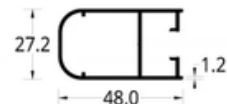
3869	HORIZONTAL INFERIOR P.C. 2025/8025 (61.3 X 25.4) mm.	
PESO	PERIMETRO	U.E
0,563Kg/m	0,371mm	10



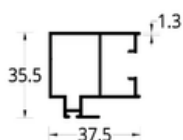
4043	HORIZONTAL INFERIOR CURVO P.C. 2025/8025 (59.7 X 23.8) mm.	
PESO	PERIMETRO	U.E
0,585Kg/m	0,35mm	8



3866	TRASLAPE P.C. 2025/8025 (48 X 27.2) mm.	
PESO	PERIMETRO	U.E
0,499Kg/m	0,228mm	10



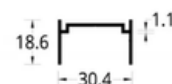
4041	TRASLAPE CURVO P.C. 2025/8025 (48 X 27.2) mm.	
PESO	PERIMETRO	U.E
0,518Kg/m	0,215mm	10



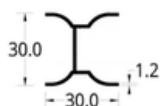
3867	ENGANCHE P.C. 2025/8025 (37.5 X 35.5) mm.	
PESO	PERIMETRO	U.E
0,505Kg/m	0,242mm	10



4042	ENGANCHE CRUVO P.C. 2025/8025 (46 X 35.5) mm.	
PESO	PERIMETRO	U.E
0,597Kg/m	0,25mm	8



1876	ADAPTADOR P.C. 2025/8025 (30.4 X 18.6) mm.	
PESO	PERIMETRO	U.E
0,212Kg/m	0,1445mm	20

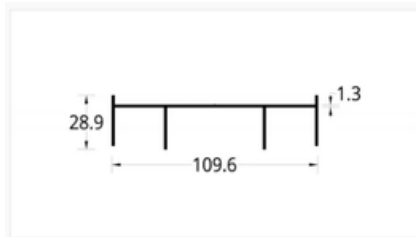


4044	ADAPTADOR CURVO P.C. 2025/8025 (30 X 30) mm.	
PESO	PERIMETRO	U.E
0,277Kg/m	0,173mm	18

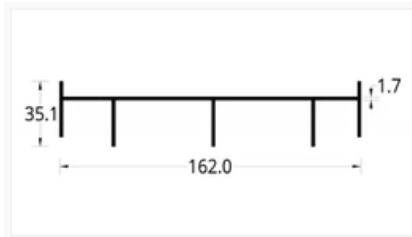


1877	PISADOR P.C. 2025/8025 (34.4 X 17) mm.	
PESO	PERIMETRO	U.E
0,234Kg/m	0,1338mm	15

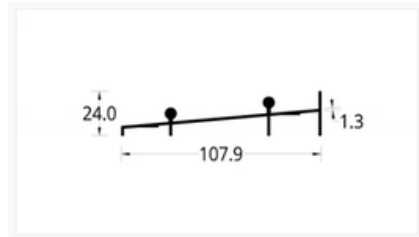
Puerta Corrediza 2038 Plus / 7038



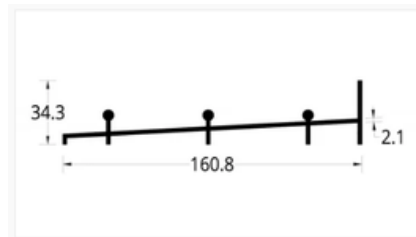
3904	CABEZAL P.C. 2038 PLUS/7038 (109.6 X 28.9) mm.	
PESO	PERIMETRO	U.E
0,727Kg/m	0,416mm	6



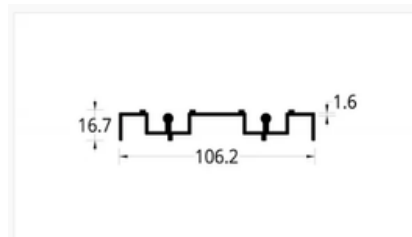
3693	CABEZAL DE TRES RIELES P.C. 2038 PLUS/7038 (162 X 35.1) mm.	
PESO	PERIMETRO	U.E
1,352Kg/m	0,5928mm	4



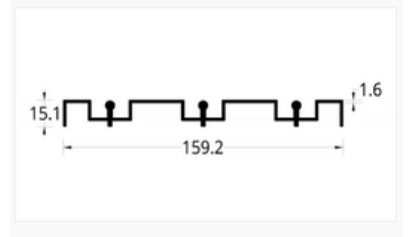
3901	SILLAR P.C. 2038 PLUS/7038 (107.9 X 24) mm.	
PESO	PERIMETRO	U.E
0,742Kg/m	0,348mm	6



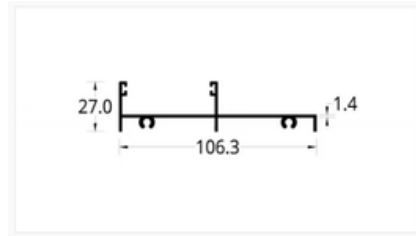
3694	SILLAR P.C. 2038 PLUS/7038 (160.8 X 34.3) mm.	
PESO	PERIMETRO	U.E
1,514Kg/m	0,5043mm	4



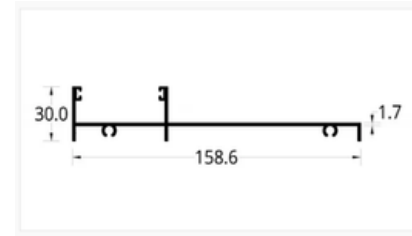
4046	SILLAR DE EMPOTRAR P.C. 2038 PLUS/7038 (106.2 X 16.7) mm.	
PESO	PERIMETRO	U.E
1,046Kg/m	0,415mm	4



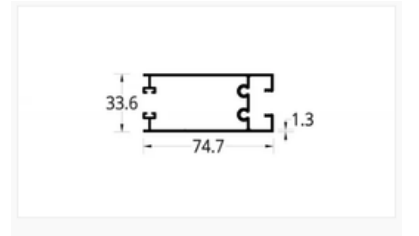
4045	SILLAR DE EMPOTRAR TRES RIELES P.C. 2038 PLUS/7038 (159.2 X 15.1) mm.	
PESO	PERIMETRO	U.E
1,433Kg/m	0,575mm	3



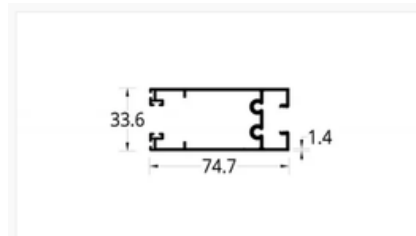
3856	JAMBA P.C. 2038 PLUS/7038 (106.3 X 27) mm.	
PESO	PERIMETRO	U.E
0,818Kg/m	0,404mm	6



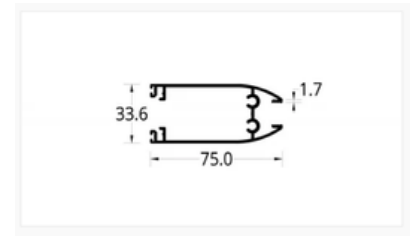
3695	JAMBA TRES RIELES P.C. 2038 PLUS/7038 (158.3 X 30) mm.	
PESO	PERIMETRO	U.E
1,210Kg/m	0,5291mm	4



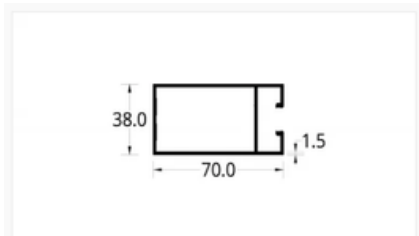
3857	HORIZONTAL SUPERIOR P.C. 2038 PLUS/7038 (74.7 X 33.6) mm.	
PESO	PERIMETRO	U.E
0,978Kg/m	0,538mm	6



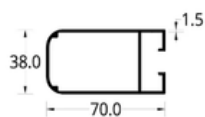
3858	HORIZONTAL INFERIOR P.C. 2038 PLUS/7038 (74.7 X 33.6) mm.	
PESO	PERIMETRO	U.E
1,065Kg/m	0,549mm	6



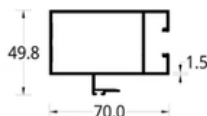
4040	HORIZONTAL SUPERIOR/INFERIOR CURVO P.C. 2038 PLUS/7038 (75 X 33.6) mm.	
PESO	PERIMETRO	U.E
0,980Kg/m	0,5mm	5



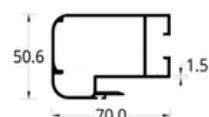
3859	TRASLAPE P.C. 2038 PLUS/7038 (70 X 38) mm.	
PESO	PERIMETRO	U.E
0,981Kg/m	0,3mm	6



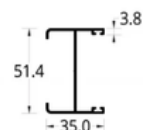
4039	TRASLAPE CURVO P.C. 2038 PLUS/7038 (70 X 38) mm.	
PESO	PERIMETRO	U.E
0,953Kg/m	0,292mm	6



3860	ENGANCHE P.C. 2038 PLUS/7038 (70 X 49.8) mm.	
PESO	PERIMETRO	U.E
1,091Kg/m	0,363mm	6

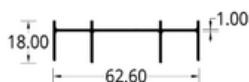


4038	ENGANCHE P.C. 2038 PLUS/7038 (70 X 50.6) mm.	
PESO	PERIMETRO	U.E
1,182Kg/m	0,359mm	4

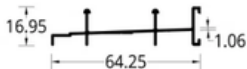


2996	ADAPTADOR P.C. 2038 PLUS/7038 (35 X 51,4) mm.	
PESO	PERIMETRO	U.E
0,521Kg/m	0,289mm	10

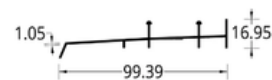
Puerta Corrediza 2044 / 744



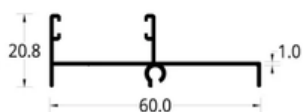
3862	CABEZAL P.C. 2044/744 (62.60 X 18.00) mm.	
PESO	PERIMETRO	U.E
0,353Kg/m	0,255mm	14



3861	SILLAR P.C. 2044/744 (64.25 X 16.95) mm.	
PESO	PERIMETRO	U.E
0,370Kg/m	0,243mm	14



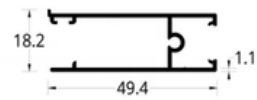
4748	SILLAR ALFAJIA P.C. 2044/744 (99.39 X 21.79) mm.	
PESO	PERIMETRO	U.E
0,465Kg/m	0,3132mm	10



3863	JAMBA P.C. 2044/744 (60 X 20.8) mm.	
PESO	PERIMETRO	U.E
0,334Kg/m	0,244mm	14



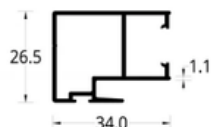
3855	HORIZONTAL SUPERIOR P.C. 2044/744 (34.3 X 17) mm.	
PESO	PERIMETRO	U.E
0,271Kg/m	0,202mm	14



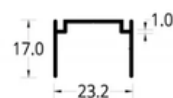
2894	HORIZONTAL INFERIOR P.C. 2044/744 (49.4 X 18.2) mm.	
PESO	PERIMETRO	U.E
0,378Kg/m	0,2719mm	14



3903	TRASLAPE P.C. 2044/744 (44.3 X 20) mm.	
PESO	PERIMETRO	U.E
0,378Kg/m	0,18mm	14

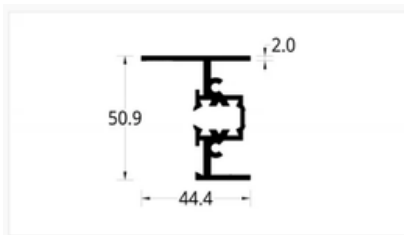


3902	ENGANCHE P.C. 2044/744 (34 X 26.5) mm.	
PESO	PERIMETRO	U.E
0,393Kg/m	0,19mm	14

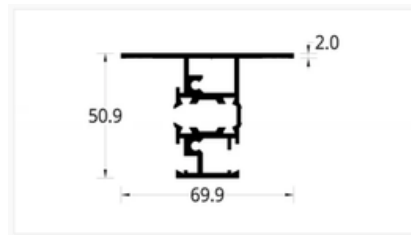


2003	ADAPTADOR P.C. 2044/744 (23.2 X 17) mm.	
PESO	PERIMETRO	U.E
0,164Kg/m	0,1227mm	24

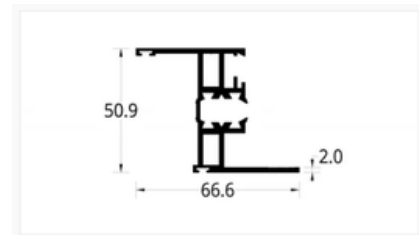
Sistema Ventana Termo-Acustica



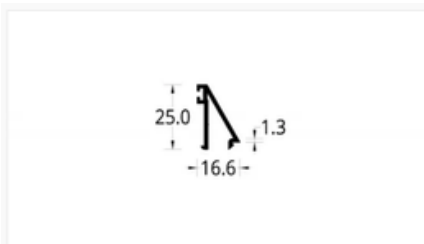
2158	MARCO V. TERMO ACUSTICA (44.4 X 50.9) mm.	
PESO	PERIMETRO	U.E
1,071Kg/m	0,3694mm	4



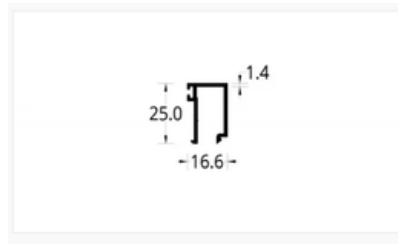
2157	DIVISOR V. TERMO ACUSTICA (69.9 X 50.9) mm.	
PESO	PERIMETRO	U.E
1,374Kg/m	0,4363mm	4



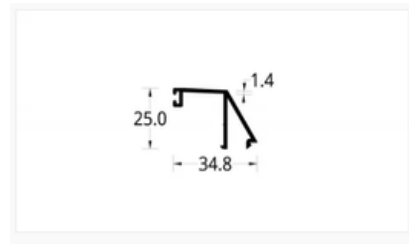
2156	MARCO NAVE V. TERMO ACUSTICA (66.6 X 50.9) mm.	
PESO	PERIMETRO	U.E
1,192Kg/m	0,3911mm	4



2155	PISAVIDRIO PLANO V. TERMO ACUSTICA (16.6 X 25) mm.	
PESO	PERIMETRO	U.E
0,231Kg/m	0,1267mm	30

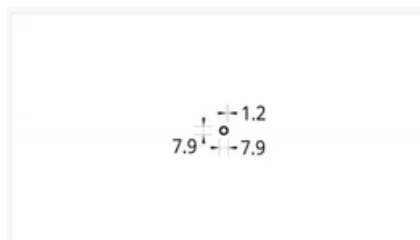


3460	PISAVIDRIO CUADRADO V. TERMO ACUSTICA (16.6 X 25) mm.	
PESO	PERIMETRO	U.E
0,270Kg/m	0,1485mm	20

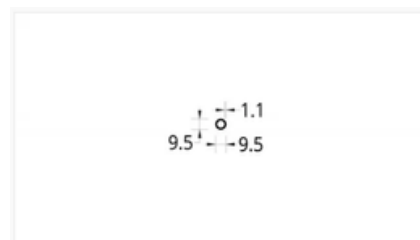


2297	PISAVIDRIO PLANO 10 mm. V. TERMO ACUSTICA (34.8 X 25) mm.	
PESO	PERIMETRO	U.E
0,316Kg/m	0,1717mm	20

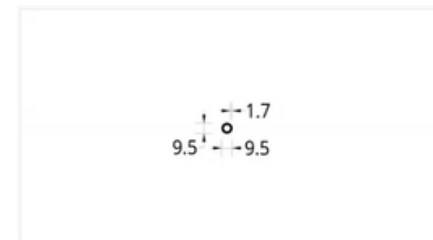
Tubos Circulares



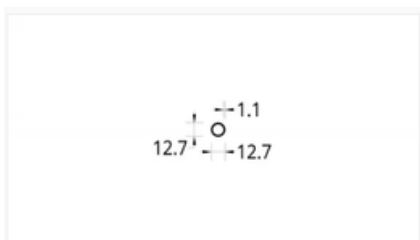
1149	TUBO CIRCULAR (5/16)\"/>	
PESO	PERIMETRO	U.E
0,069Kg/m	0,0299mm	50



1148	TUBO CIRCULAR (3/8)\"/>	
PESO	PERIMETRO	U.E
0,081Kg/m	0,0299mm	50



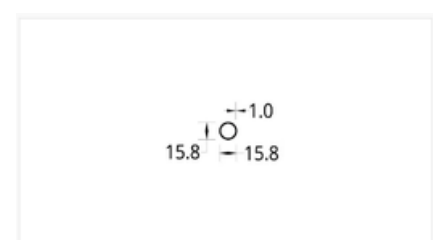
2415	TUBO CIRCULAR (3/8)\"/>	
PESO	PERIMETRO	U.E
0,111Kg/m	0,0299mm	50



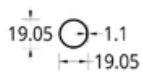
2152	TUBO CIRCULAR (1/2)\"/>	
PESO	PERIMETRO	U.E
0,109Kg/m	0,0399mm	50



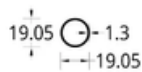
2151	TUBO CIRCULAR (5/8)\"/>	
PESO	PERIMETRO	U.E
0,149Kg/m	0,0493mm	40



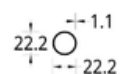
2689	TUBO CIRCULAR (5/8)\"/>	
PESO	PERIMETRO	U.E
0,126Kg/m	0,0496mm	50



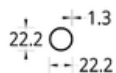
2150	TUBO CIRCULAR (3/4)" (19.05) mm. ESPESOR 1.1 mm.	
PESO	PERIMETRO	U.E
0,168Kg/m	0,0599mm	30



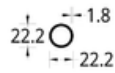
3283	TUBO CIRCULAR (3/4)" (19.05) mm. ESPESOR 1.25 mm.	
PESO	PERIMETRO	U.E
0,189Kg/m	0,0602mm	30



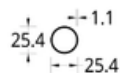
2783	TUBO CIRCULAR (7/8)" (22.2) mm. ESPESOR 1.1 mm.	
PESO	PERIMETRO	U.E
0,198Kg/m	0,0698mm	30



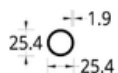
3284	TUBO CIRCULAR (7/8)" (22.2) mm. ESPESOR 1.25 mm.	
PESO	PERIMETRO	U.E
0,223Kg/m	0,0701mm	30



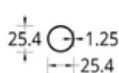
1479	TUBO CIRCULAR (7/8)" (22.2) mm. ESPESOR 1.8 mm.	
PESO	PERIMETRO	U.E
0,318Kg/m	0,0698mm	16



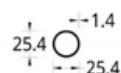
2775	TUBO CIRCULAR (1)" (25.4) mm. ESPESOR 1.1 mm.	
PESO	PERIMETRO	U.E
0,227Kg/m	0,0798mm	24



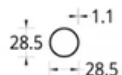
1204	TUBO CIRCULAR (1)" (25.4) mm. ESPESOR 1.9 mm.	
PESO	PERIMETRO	U.E
0,380Kg/m	0,0798mm	12



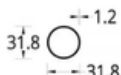
3285	TUBO CIRCULAR (1)" (25.4) mm. ESPESOR 1.25 mm.	
PESO	PERIMETRO	U.E
0,257Kg/m	0,0801mm	20



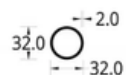
2571	TUBO CIRCULAR (1)" (25.4) mm. ESPESOR 1.4 mm.	
PESO	PERIMETRO	U.E
0,286Kg/m	0,0798mm	20



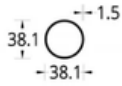
2807	TUBO CIRCULAR (1 1/8)" (28.5) mm. ESPESOR 1.05 mm.	
PESO	PERIMETRO	U.E
0,245Kg/m	0,0895mm	20



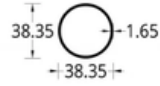
4047	TUBO CIRCULAR (1 1/4)" (31.8) mm. ESPESOR 1,17 mm.	
PESO	PERIMETRO	U.E
0,305Kg/m	0,1mm	16



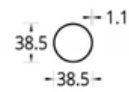
1254	TUBO CIRCULAR (1 1/4)" (32) mm. ESPESOR 2 mm.	
PESO	PERIMETRO	U.E
0,511Kg/m	0,1005mm	10



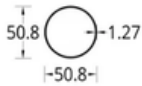
2806	TUBO CIRCULAR (1 1/2)" (38.1) mm ESPESOR DE 1.5 mm.	
PESO	PERIMETRO	U.E
0,467Kg/m	0,1197mm	10



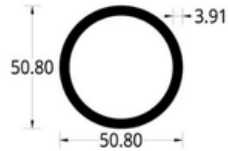
1721	TUBO CIRCULAR (1 1/2)" (38.35) mm ESPESOR 1.65 mm.	
PESO	PERIMETRO	U.E
0,516Kg/m	0,1205mm	1



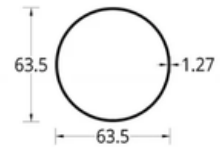
3249	TUBO CIRCULAR (1 1/2)" (38.5) mm ESPESOR 1.1 mm.	
PESO	PERIMETRO	U.E
0,350Kg/m	0,121mm	16



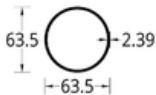
1012	TUBO DE RIEGO (2)" (50.8) mm. ESPESOR 1.27 mm.	
PESO	PERIMETRO	U.E
0,536Kg/m	0,1596mm	4



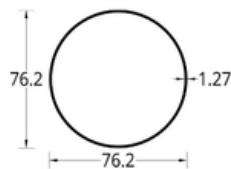
4869	TUBO CIRCULAR (2)" (50.8) mm. ESPESOR 3.91 mm.	
PESO	PERIMETRO	U.E
1,555Kg/m	0,160mm	4



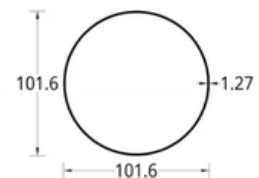
4389	TUBO DE RIEGO (2 1/2)" (63.5) mm ESPESOR 1.27 mm.	
PESO	PERIMETRO	U.E
0,670Kg/m	0,199mm	6



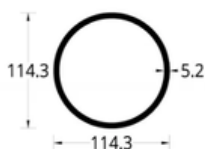
1669	TUBO CIRCULAR (2 1/2)" (63.5) mm ESPESOR 2.39 mm.	
PESO	PERIMETRO	U.E
1,244Kg/m	0,1995mm	1



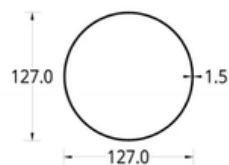
1013	TUBO DE RIEGO (3)" (76.2) mm ESPESOR 1.27 mm.	
PESO	PERIMETRO	U.E
0,810Kg/m	0,2394mm	4



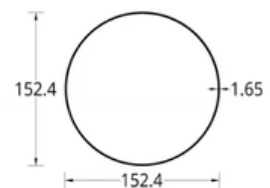
1167	TUBO DE RIEGO (4)" (101.6) mm ESPESOR 1.27 mm.	
PESO	PERIMETRO	U.E
1,085Kg/m	0,3192mm	1



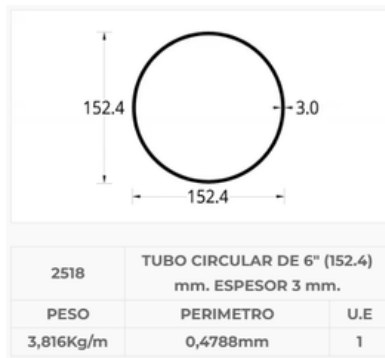
1888	TUBO CIRCULAR (4 1/2)" (114.3) mm. ESPESOR 5.20 mm.	
PESO	PERIMETRO	U.E
4,830Kg/m	0,359mm	1



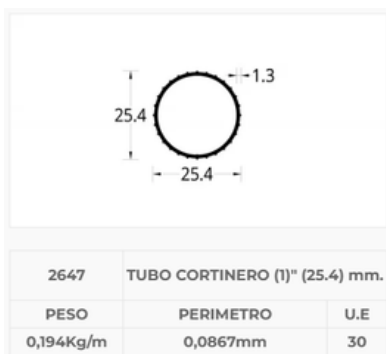
1168	TUBO DE RIEGO (5)" (127) mm. ESPESOR 1.5 mm.	
PESO	PERIMETRO	U.E
1,603Kg/m	0,3989mm	1



1169	TUBO DE RIEGO DE 6" (152.4) mm. ESPESOR 1.65 mm.	
PESO	PERIMETRO	U.E
2,120Kg/m	0,4788mm	1

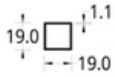


Tubos Cortineros

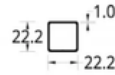


Tubos cuadrados y rectangulares

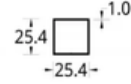




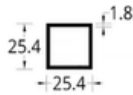
2439	TUBULAR (3/4 X 3/4)" (19 X 19) mm. ESPESOR 1.1 mm.	
PESO	PERIMETRO	U.E
0,214Kg/m	0,076mm	30



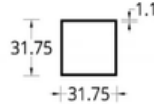
1466	TUBULAR CON ARISTAS REDONDAS (7/8" X 7/8)" (22.2 X 22.2) mm. ESPESOR 1 mm.	
PESO	PERIMETRO	U.E
0,231Kg/m	0,086mm	20



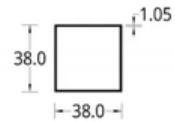
3345	TUBULAR (1 X 1)" (25.4 X 25.4) mm ESPESOR 1 mm.	
PESO	PERIMETRO	U.E
0,265Kg/m	0,1016mm	16



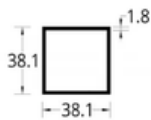
1286	TUBULAR (1 X 1)" (25.4 X 25.4) mm. ESPESOR 1.8 mm.	
PESO	PERIMETRO	U.E
0,461Kg/m	0,1016mm	12



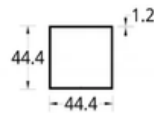
1854	TUBULAR (1 1/4" X 1 1/4)" (31.75 X 31.75)mm. ESPESOR 1.1 mm.	
PESO	PERIMETRO	U.E
0,366Kg/m	0,127mm	15



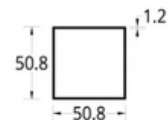
2836	TUBULAR (1 1/2 X 1 1/2)" (38 X 38) mm. ESPESOR 1.05 mm.	
PESO	PERIMETRO	U.E
0,421Kg/m	0,152mm	12



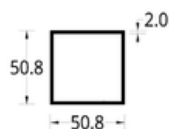
1386	TUBULAR (1 1/2 X 1 1/2)" (38.1 X 38.1) mm. ESPESOR 1.8 mm.	
PESO	PERIMETRO	U.E
0,708Kg/m	0,1524mm	9



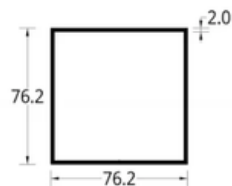
2968	TUBULAR (1 3/4 X 1 3/4)" (44.4 X 44.4) mm. ESPESOR 1.2 mm.	
PESO	PERIMETRO	U.E
0,562Kg/m	0,1776mm	9



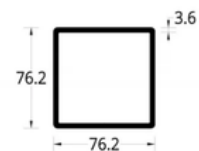
3343	TUBULAR (2 X 2)" (50.8 X 50.8) mm. ESPESOR 1.2 mm.	
PESO	PERIMETRO	U.E
0,645Kg/m	0,2032mm	6



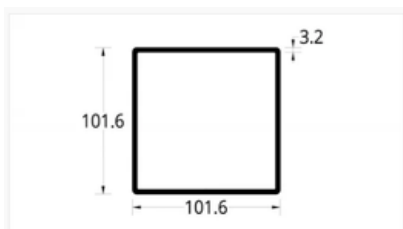
1015	TUBULAR (2 X 2)" (50.8 X 50.8) mm. ESPESOR 2 mm.	
PESO	PERIMETRO	U.E
1,058Kg/m	0,2032mm	6



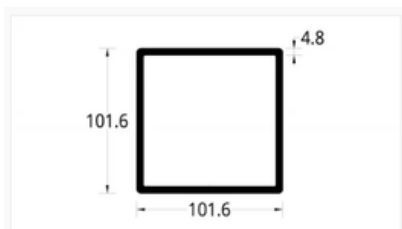
1893	TUBULAR (3 X 3)" (76.2 X 76.2) mm. ESPESOR 2.0 mm.	
PESO	PERIMETRO	U.E
1,451Kg/m	0,3041mm	2



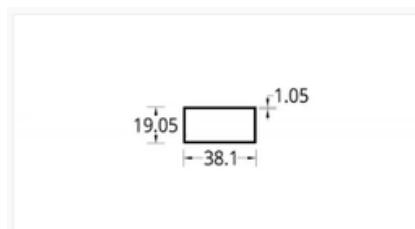
1905	TUBULAR CON ARISTAS REDONDEADAS (3 X 3)" (76.2 X 76.2) mm. ESPESOR 3.6 mm.	
PESO	PERIMETRO	U.E
2,815Kg/m	0,2996mm	2



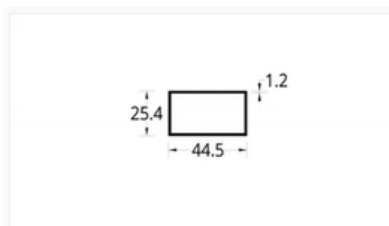
1902	TUBULAR CON ARISTAS REDONDEADAS (4 X 4)" (101.6 X 101.6) mm. ESPESOR 3.2 mm.	
PESO	PERIMETRO	U.E
3,395Kg/m	0,4013mm	2



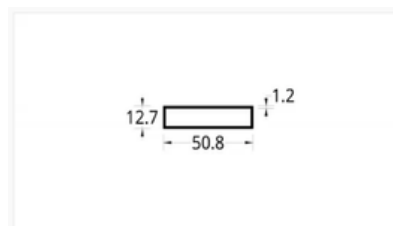
1901	TUBULAR CON ARISTAS REDONDEADAS (4 X 4)" (101.6 X 101.6) mm. ESPESOR 4.8 mm.	
PESO	PERIMETRO	U.E
5,018Kg/m	0,4013mm	1



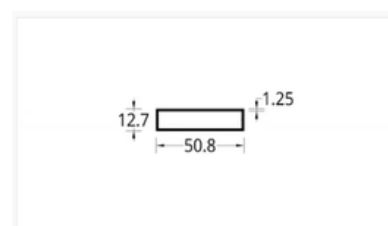
3883	TUBULAR (1 1/2 X 3/4)" (38.1 X 19.05) mm. ESPESOR 1.05 MM	
PESO	PERIMETRO	U.E
0,313Kg/m	0,114mm	16



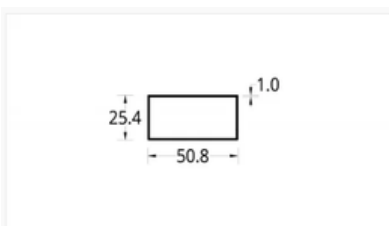
2290	TUBULAR (1 3/4 X 1)" (44.45 X 25.04) mm. ESPESOR 1.2 mm.	
PESO	PERIMETRO	U.E
0,439Kg/m	0,1397mm	12



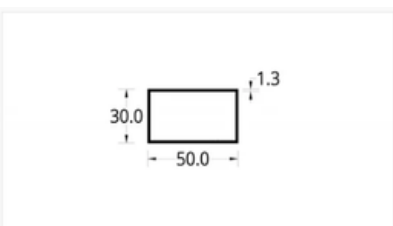
2701	TUBULAR (2 X 1/2)" (50.8 X 12.7) mm. ESPESOR 1.2 mm	
PESO	PERIMETRO	U.E
0,397Kg/m	0,127mm	14



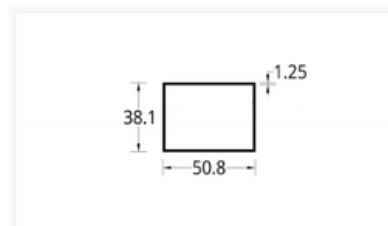
3307	TUBULAR (2 X 1/2)" (50.8 X 12.7) mm. ESPESOR 1.25 mm.	
PESO	PERIMETRO	U.E
0,413Kg/m	0,127mm	12



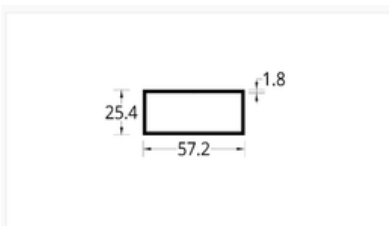
3891	TUBULAR (2 X 1)" (50.8 X 25.4) mm. ESPESOR 1 mm.	
PESO	PERIMETRO	U.E
0,402Kg/m	0,152mm	12



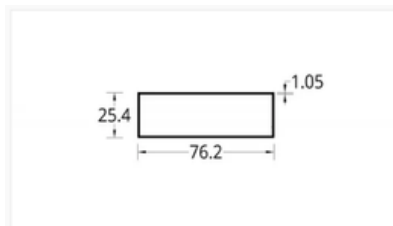
2388	TUBULAR (2 X 1 1/4)" (50 x 30) mm. ESPESOR 1.3 mm.	
PESO	PERIMETRO	U.E
0,547Kg/m	0,16mm	10



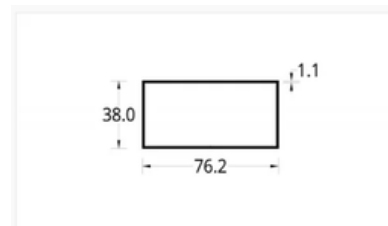
1853	TUBULAR (2 X 1 1/2)" (50.08 X 38.1) mm. ESPESOR 1.25 mm.	
PESO	PERIMETRO	U.E
0,585Kg/m	0,1778mm	8



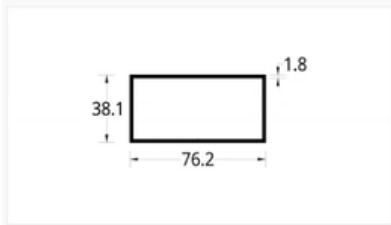
1284	TUBULAR (2 1/4 X 1)" (57.1 X 25.4) mm. ESPESOR 1.8 mm.	
PESO	PERIMETRO	U.E
0,770Kg/m	0,1651mm	6



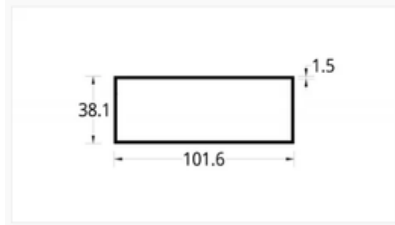
3895	TUBULAR (3 X 1)" (76.2 X 25.4) mm. ESPESOR 1.05 mm.	
PESO	PERIMETRO	U.E
0,566Kg/m	0,203mm	8



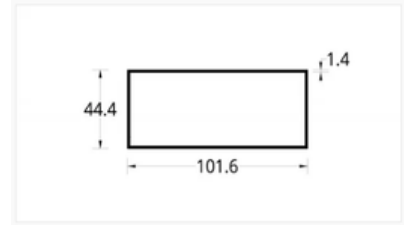
2837	TUBULAR (3 X 1 1/2)" (76.2 X 38) mm. ESPESOR 1.1 mm.	
PESO	PERIMETRO	U.E
0,677Kg/m	0,2284mm	6



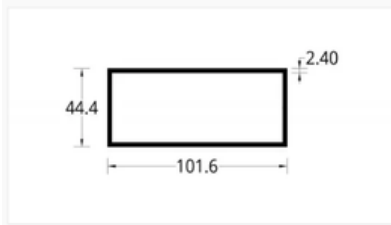
1239	TUBULAR (3 X 1 1/2)" (76.2 X 38.1) mm. ESPESOR 1.8 mm.	
PESO	PERIMETRO	U.E
1,080Kg/m	0,2286mm	6



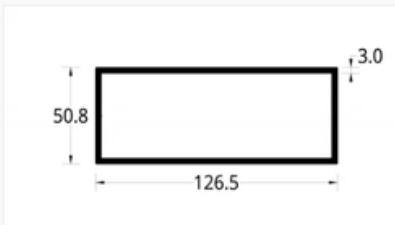
2601	TUBULAR (4 X 1 1/2)" (101.6 X 38.1) mm. ESPESOR 1.5 mm.	
PESO	PERIMETRO	U.E
1,111Kg/m	0,2794mm	4



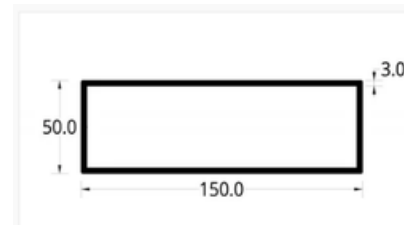
3877	TUBULAR (4 X 1 3/4)" (101,6 X 44,4) mm. ESPESOR 1.4 mm.	
PESO	PERIMETRO	U.E
1,086Kg/m	0,291mm	4



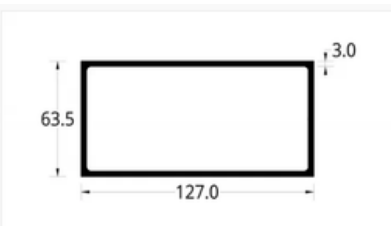
1009	TUBULAR (4 X 1 3/4)" (101.6 X 44.4) mm. CON ESPESOR 2.4 mm.	
PESO	PERIMETRO	U.E
1,837Kg/m	0,292mm	2



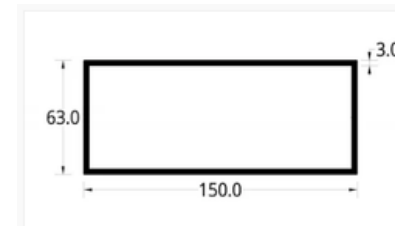
3271	TUBULAR (5 X 2)" (126.5 X 50.8) mm. ESPESOR 3 mm.	
PESO	PERIMETRO	U.E
2,785Kg/m	0,3531mm	2



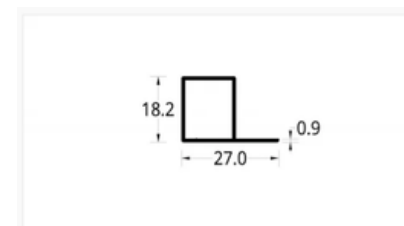
4093	TUBULAR (6 X 2)" (150 X 50) mm. ESPESOR 3 mm.	
PESO	PERIMETRO	U.E
3,152Kg/m	0,398mm	2



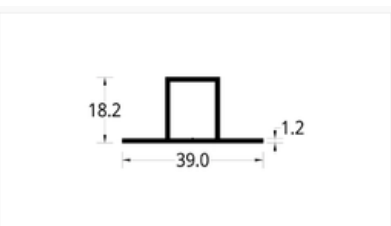
1847	TUBULAR (5 X 2 1/2)" (127 X 63.5) mm. ESPESOR 3 mm.	
PESO	PERIMETRO	U.E
3,015Kg/m	0,381mm	2



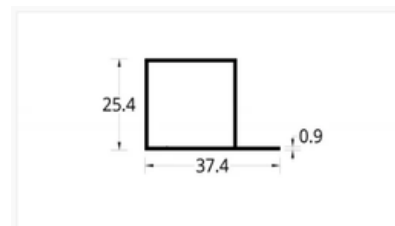
4285	TTUBULAR (6 X 2 1/2)" (150 X 63) mm. ESPESOR 3 mm.	
PESO	PERIMETRO	U.E
3,353Kg/m	0,426mm	1



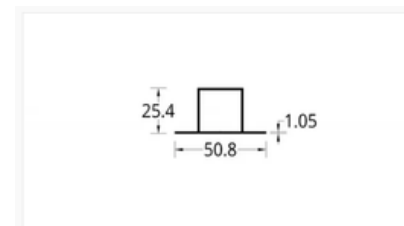
3778	TUBULAR CON ALETA (5/8 X 3/4)" (27 X 18.2) mm. ESPESOR 0.9 mm.	
PESO	PERIMETRO	U.E
0,182Kg/m	0,0895mm	24



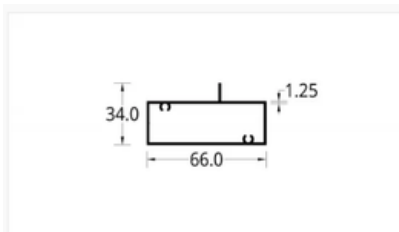
1716	TUBULAR CON DOBLE ALETA (5/8 X 3/4)" (39 X 18.2) mm. ESPESOR 1.2 mm.	
PESO	PERIMETRO	U.E
0,278Kg/m	0,1144mm	16



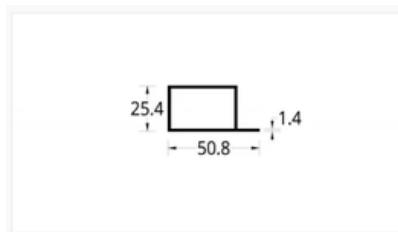
3773	TUBULAR CON ALETA (1 X 1)" (25.4 X 25.4) mm. ESPESOR 0.9 mm.	
PESO	PERIMETRO	U.E
0,268Kg/m	0,1256mm	20



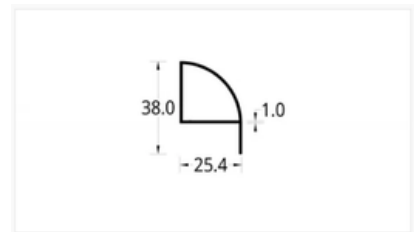
2087	TUBULAR CON DOBLE ALETA (1 X 1)" (50.8 X 25.4) mm. ESPESOR 1.05 mm.	
PESO	PERIMETRO	U.E
0,350Kg/m	0,1524mm	16



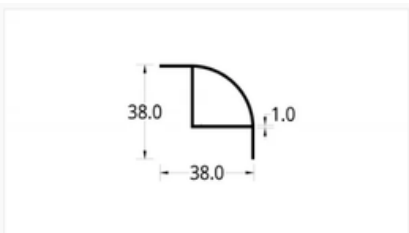
2471	TUBULAR CON ALETA DESCENTRADA (2 5/8 X 15/16)" (66 X 34) mm. ESPESOR 1.25 mm.	
PESO	PERIMETRO	U.E
0,687Kg/m	0,2mm	5



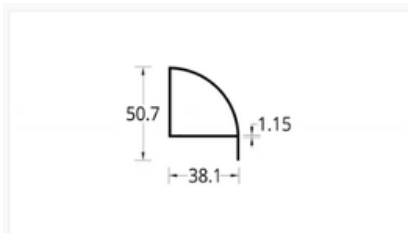
2470	TUBULAR CON ALETA (2 X 1)" (50.8 X 25.4) mm. ESPESOR 1.4 mm.	
PESO	PERIMETRO	U.E
0,510Kg/m	0,1524mm	12



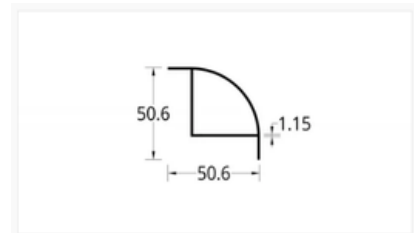
3786	TUBULAR 1/4 DE CIRCULO CON ALETA (1)" (25.4 X 38) mm. ESPESOR 1 mm.	
PESO	PERIMETRO	U.E
0,270Kg/m	0,1152mm	20



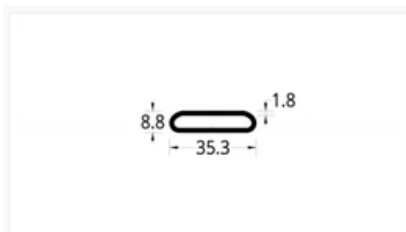
3787	TUBULAR 1/4 DE CIRCULO CON DOBLE ALETA (1)" (38 X 38) mm. ESPESOR 1 mm.	
PESO	PERIMETRO	U.E
0,304Kg/m	0,1411mm	20



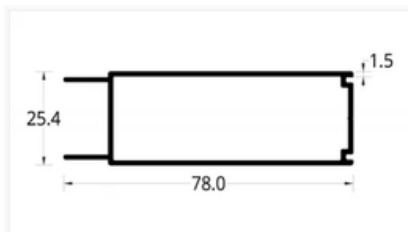
3170	TUBULAR 1/4 DE CIRCULO CON ALETA (1 1/2)" (38.1 X 50.7) mm. ESPESOR 1.15 mm.	
PESO	PERIMETRO	U.E
0,447Kg/m	0,1613mm	12



3171	TUBULAR 1/4 DE CIRCULO CON DOBLE ALETA (1 1/2)" (50.6 X 50.6) mm. ESPESOR 1.15 mm.	
PESO	PERIMETRO	U.E
0,484Kg/m	0,1861mm	12

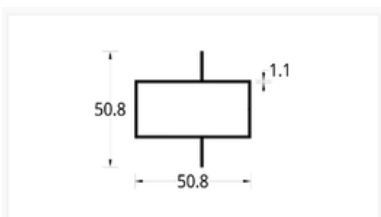


2998	TUBULAR BARRA DE EMPUJE (35.3 X 8.8) mm. ESPESOR 1.8 mm.	
PESO	PERIMETRO	U.E
0,363Kg/m	0,0801mm	16

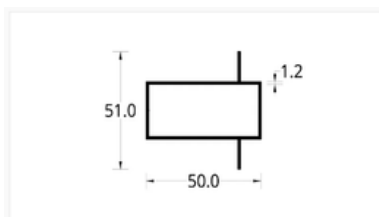


2536	TUBULAR PUERTA ENTAMBORADA (78 X 25.4) mm. ESPESOR 1.5 mm.	
PESO	PERIMETRO	U.E
0,694Kg/m	0,2359mm	6

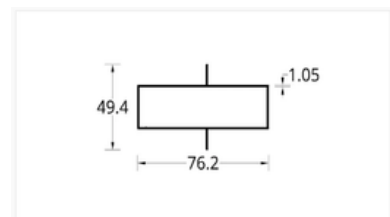
Tubulares con doble aleta



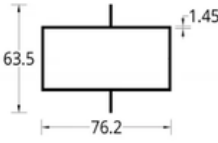
2902	TUBULAR CON DOBLE ALETA DESCENTRADA (2 X 1)" (50.8 x 50.8) mm. ESPESOR 1.1	
PESO	PERIMETRO	U.E
0,517Kg/m	0,2032mm	8



2668	TUBULAR CON DOBLE ALETA SUPER CORRIDA (2 X 1)" (50 X 51) mm. ESPESOR 1.2 mm.	
PESO	PERIMETRO	U.E
0,557Kg/m	0,202mm	8

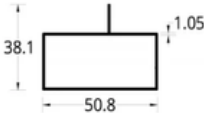


3892	TUBULAR CON DOBLE ALETA DESCENTRADA (3 X 1)" (76.2 X 49.4) mm. ESPESOR 1.05 mm.	
PESO	PERIMETRO	U.E
0,634Kg/m	0,25mm	5

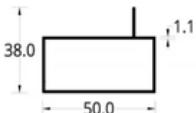


TUBULAR CON DOBLE ALETA DESCENTRADA (3 X 1 1/2)" (76.2 X 63.5) mm. ESPESOR 1.45		
PESO	PERIMETRO	U.E
0,975Kg/m	0,2794mm	6


Tubulares con una Aleta



TUBULAR CON ALETA DESCENTRADA (2 X 1)" (50.8 X 38.1) mm. ESPESOR 1.05 mm.		
PESO	PERIMETRO	U.E
0,458Kg/m	0,177mm	8



TUBULAR CON ALETA SUPER CORRIDA (2 X 1)" (50.8 X 38) mm. ESPESOR 1.1 mm.		
PESO	PERIMETRO	U.E
0,473Kg/m	0,175mm	8



TUBULAR CON ALETA DESCENTRADA (3 X 1)" (72.6 X 37.4) mm. ESPESOR 1.05 mm.		
PESO	PERIMETRO	U.E
0,600Kg/m	0,226mm	5

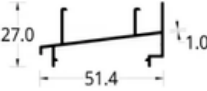


TUBULAR CON ALETA DESCENTRADA (3 X 1 1/2)" (72.6 X 50.8) mm. ESPESOR 1.45 mm.		
PESO	PERIMETRO	U.E
0,926Kg/m	0,254mm	6

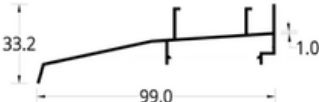
Ventana Corrediza 4020 / 5020



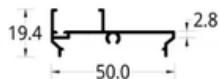
CABEZAL V.C. 4020/5020 (52.7 X 19) mm.		
PESO	PERIMETRO	U.E
0,304Kg/m	0,226mm	16



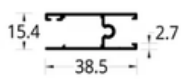
SILLAR V.C. 4020/5020 (51.4 X 27) mm.		
PESO	PERIMETRO	U.E
0,337Kg/m	0,247mm	16



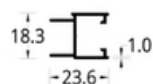
SILLAR ALFAJIA V.C. 4020/5020 (99 X 33.2) mm.		
PESO	PERIMETRO	U.E
0,473Kg/m	0,351mm	10



2831	JAMBA V.C. 4020/5020 (50 X 19.4) mm.	
PESO	PERIMETRO	U.E
0,297Kg/m	0,213mm	16



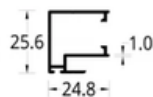
2833	HORIZONTAL SUPERIOR/INFERIOR V.C. 4020/5020 (38.5 X 15.4) mm.	
PESO	PERIMETRO	U.E
0,311Kg/m	0,224mm	16



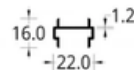
2832	TRASLAPE V.C. 4020/5020 (23.6 X 18.3) mm.	
PESO	PERIMETRO	U.E
0,196Kg/m	0,1472mm	32



3852	TRASLAPE REFORZADO V.C. 4020/5020 (42 X 18) mm.	
PESO	PERIMETRO	U.E
0,336Kg/m	0,168mm	12

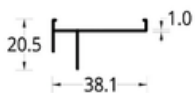


2834	ENGANCHE V.C. 4020/5020 (24.8 X 25.6) mm.	
PESO	PERIMETRO	U.E
0,268Kg/m	0,2013mm	16

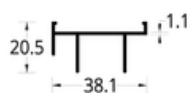


1865	ADAPTADOR V.C. 4020/5020 (22 X 16) mm.	
PESO	PERIMETRO	U.E
0,177Kg/m	0,1108mm	18

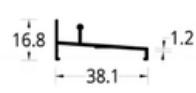
Ventana Corrediza 4025 / 3825



3349	CABEZAL UN RIEL VC 4025/3825 (38.1 X 20.5) mm.	
PESO	PERIMETRO	U.E
0,193Kg/m	0,1438mm	24



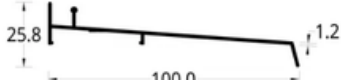
2611	CABEZAL DOS RIELES VC 4025/3825 (38.1 X 20.5) mm.	
PESO	PERIMETRO	U.E
0,257Kg/m	0,1735mm	24



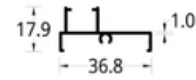
3350	SILLAR UN RIEL VC 4025/3825 (38.1 X 16.8) mm.	
PESO	PERIMETRO	U.E
0,222Kg/m	0,1364mm	24



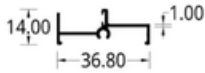
2612	SILLAR DOS RIELES VC 4025/3825 (38.1 X 16.8) mm	
PESO	PERIMETRO	U.E
0,261Kg/m	0,164mm	24



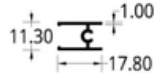
2797	SILLAR ALFAJIA VC 4025/3825 (100 X 25.8) mm	
PESO	PERIMETRO	U.E
0,450Kg/m	0,2739mm	12



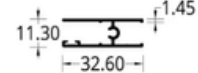
3354	JAMBA FIJA VC 4025/3825 (36.8 X 17.9) mm	
PESO	PERIMETRO	U.E
0,226Kg/m	0,1653mm	24



3353	JAMBA MOVIL VC 4025/3825 (36.80 X 14.00) mm	
PESO	PERIMETRO	U.E
0,203Kg/m	0,1478mm	24



3351	HORIZONTAL SUPERIOR VC 4025/3825 (35.6 X 22.6) mm	
PESO	PERIMETRO	U.E
0,141Kg/m	0,1028mm	24



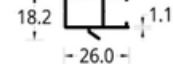
3355	HORIZONTAL INFERIOR VC 4025/3825 (32.60 X 11.30) mm	
PESO	PERIMETRO	U.E
0,231Kg/m	0,1737mm	24



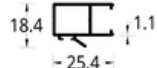
3352	TRASLAPE VC 4025/3825 (26 X 13.7) mm	
PESO	PERIMETRO	U.E
0,213Kg/m	0,1046mm	24



3699	TRASLAPE REFORZADO VC 4025/3825 (38 X 13.7) mm	
PESO	PERIMETRO	U.E
0,303Kg/m	0,1398mm	16



2626	ENGANCHE VC 4025/3825 (26 X 18.2) mm	
PESO	PERIMETRO	U.E
0,251Kg/m	0,1167mm	24

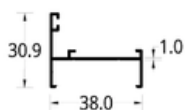


2609	ENGANCHE CON FELPERO VC 4025/3825 (25.4 X 18.4) mm	
PESO	PERIMETRO	U.E
0,235Kg/m	0,1734mm	20

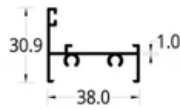


3700	ENGANCHE REFORZADO VC 4025/3825 (32.1 X 18.8) mm	
PESO	PERIMETRO	U.E
0,311Kg/m	0,0641mm	16

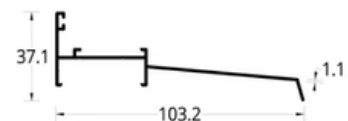
Ventana Proyectante / 3831- Sistema 3831



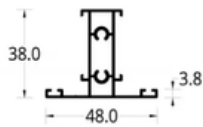
3779	MARCO LISO VP 3831 (38 X 30.9) mm.	
PESO	PERIMETRO	U.E
0,273Kg/m	0,2032mm	20



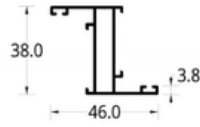
3780	MARCO AUTORROSCANTE VP 3831 (38 X 30.9) mm.	
PESO	PERIMETRO	U.E
0,346Kg/m	0,2423mm	16



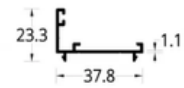
2409	SILLAR ALFAJIA VP 3831 (103.2 X 37.1) mm.	
PESO	PERIMETRO	U.E
0,511Kg/m	0,3448mm	10



3788	DIVISOR VP 3831 (48 X 38) mm.	
PESO	PERIMETRO	U.E
0,563Kg/m	0,243mm	12



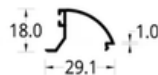
3789	MARCO NAVE VP 3831 (46 X 38) mm.	
PESO	PERIMETRO	U.E
0,446Kg/m	0,2387mm	12



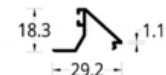
2810	ADAPTADOR VP 3831 (37.8 X 23.3) mm.	
PESO	PERIMETRO	U.E
0,247Kg/m	0,1657mm	20



3774	PISAVIDRIO PLANO VP 3831 (29.2 X 18) mm.	
PESO	PERIMETRO	U.E
0,167Kg/m	0,1217mm	30



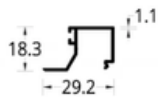
3785	PISAVIDRIO CURVO VP 3831 (29.1 X 18) mm.	
PESO	PERIMETRO	U.E
0,171Kg/m	0,125mm	30



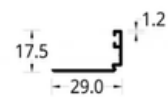
2999	PISAVIDRIO PLANO 10 mm. VP 3831 (29.2 X 18.3) mm.	
PESO	PERIMETRO	U.E
0,187Kg/m	0,1247mm	30



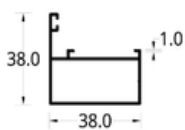
2967	PISAVIDRIO DOBLE 20 mm. VP 3831 (29.1 X 17.3) mm.	
PESO	PERIMETRO	U.E
0,168Kg/m	0,1183mm	30



3697	PISAVIDRIO CUADRADO 10 mm. VP 3831 (29.2 X 18.3) mm.	
PESO	PERIMETRO	U.E
0,213Kg/m	0,1417mm	20



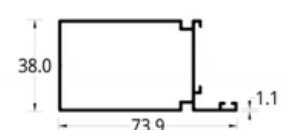
3698	PISAVIDRIO 30 mm. VP 3831 (29 X 17.5) mm.	
PESO	PERIMETRO	U.E
0,160Kg/m	0,1072mm	30



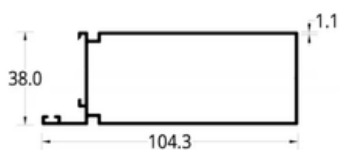
3790	ESQUINERO VP 3831 (38 X 38) mm.	
PESO	PERIMETRO	U.E
0,401Kg/m	0,1877mm	12



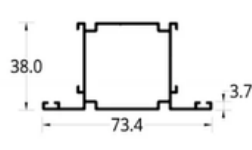
3784	TUBULAR CON ADAPTADOR VP 3831 (1 1/2 X 1 1/2)" (55.8 X 38) mm.	
PESO	PERIMETRO	U.E
0,545Kg/m	0,2325mm	8



4131	TUBULAR CON ADAPTADOR VP 3831 (2 X 1 1/2)" (73.9 X 38) mm.	
PESO	PERIMETRO	U.E
0,646Kg/m	0,269mm	8



3783	TUBULAR CON ADAPTADOR VP 3831 (3 X 1 1/2)" (104.3 X 38) mm.	
PESO	PERIMETRO	U.E
0,856Kg/m	0,3279mm	6

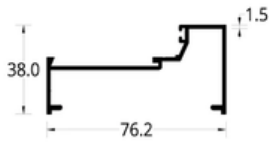


3897	TUBULAR CON DOBLE ADAPTADOR VP 3831 (1 1/2 X 1 1/2)" (73.4 X 38) mm.	
PESO	PERIMETRO	U.E
0,657Kg/m	0,312mm	8

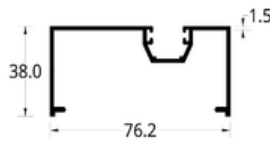


4130	TUBULAR CON DOBLE ADAPTADOR VP 3831 (3 X 1 1/2)" (126.2 X 38) mm.	
PESO	PERIMETRO	U.E
0,969Kg/m	0,419mm	4

Vitrina comercial S 201



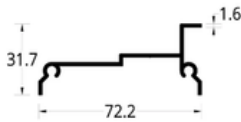
HORIZONTAL/VERTICAL		
2432	DESCENTRADO S201/7638/3 X 1½ (76.2 X 38) mm. ESPESOR 1.5 mm.	
PESO	PERIMETRO	U.E
0,718Kg/m	0,3436mm	8



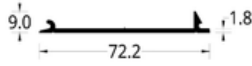
VERTICAL DESCENTRADO		
2430	S201/7638/3 X 1½ (76.2 X 38) mm. ESPESOR 1.5 mm.	
PESO	PERIMETRO	U.E
0,811Kg/m	0,3942mm	8



PISAVIDRIO DESCENTRADO		
2433	S201/7638/3 X 1½ (47.4 X 17.5) mm. ESPESOR 1.4 mm.	
PESO	PERIMETRO	U.E
0,310Kg/m	0,1751mm	16

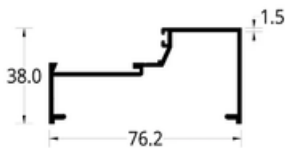


GUIA AUTORROSCANTE		
2441	DESCENTRADA S201/7638/3 X 1½ (72.2 X 31.7) mm. ESPESOR 1.6 mm.	
PESO	PERIMETRO	U.E
0,582Kg/m	0,269mm	6

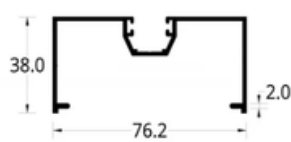


TAPA DESCENTRADA		
1645	S201/7638/3 X 1½ (72.2 X 9) mm. ESPESOR 1.8 mm.	
PESO	PERIMETRO	U.E
0,401Kg/m	0,1693mm	14

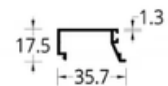
Vitrina comercial S 202



HORIZONTAL/VERTICAL		
2428	CENTRADO S202/3 X 1½ (76.2 X 38) mm. ESPESOR 1.5 mm.	
PESO	PERIMETRO	U.E
0,718Kg/m	0,3436mm	8



VERTICAL CENTRADO S202/3 X		
2426	1½ (76.2 X 38) mm. ESPESOR 1.5 mm.	
PESO	PERIMETRO	U.E
0,811Kg/m	0,3942mm	8



PISAVIDRIO CENTRADO S202/3 X		
2429	1½ (35.7 X 17.5) mm. ESPESOR 1.3 mm.	
PESO	PERIMETRO	U.E
0,269Kg/m	0,1517mm	16





TAPA BOLSILLO CENTRADA		
2427	S202/3 X 1½ (72 X 15.3) mm. ESPESOR 1.5 mm.	
PESO	PERIMETRO	U.E
0,497Kg/m	0,2438mm	8



 vital.com.co/catalogos

 Vitracol

 **Vital Bogotá**
Cra 52 No. 79-20
Tel: (57) 601 311 6400
 Cel: (57) 317 401 8367
317 401 8322
310 230 7356
317 401 8340
Línea Universal y EuroVital
311 526 7502

 **Vital Cali**
Cll 25 No. 5-44
Tel: (57) 602 882 2694
 Cel: (57) 317 432 6909
313 765 5651
Línea Universal y EuroVital
317 511 4838

servicioalcliente@vital.com.co